

Health Sciences Smash Hits

Our most translated titles

Spring 2020



www.wiley.com


WILEY

Medicine & Nursing.....	5
Acute, Critical & Emergency Care	5
Emergency Nursing at a Glance/Holbery.....	5
Anatomy	6
Clinical Anatomy: Applied Anatomy for Students and Junior Doctors/Ellis	6
Basic Medical Sciences	7
Physiology at a Glance/Ward	7
Dermatology	8
Diagnostic Dermoscopy: The Illustrated Guide/Bowling.....	8
Diabetes	9
A Practical Manual of Diabetes in Pregnancy/McCance	9
Embryology	10
Embryology at a Glance/Webster	10
Emergency Medicine & Trauma	11
Pre-Hospital Paediatric Life Support: A Practical Approach to Emergencies/Advanced Life Support Group (ALSG)	11
Advanced Paediatric Life Support: The Practical Approach/Advanced Life Support Group (ALSG)	12
Emergency Triage: Manchester Triage Group/Mackway-Jones.....	13
Pre-hospital Obstetric Emergency Training: The Practical Approach/Advanced Life Support Group (ALSG)	14
Major Incident Medical Management and Support: The Practical Approach in the Hospital/Advanced Life Support Group (ALSG).....	15
Major Incident Medical Management and Support: The Practical Approach at the Scene/Advanced Life Support Group (ALSG)	16
Evidence-Based Health Care	17
How to Read a Paper: The Basics of Evidence-Based Medicine, 5e/Greenhalgh	17
General & Internal Medicine	18
ABC of Dementia/Coope	18
General Clinical Nursing	19

Ethics in Nursing Practice: A Guide to Ethical Decision Making/Fry	19
Hematology	20
Hoffbrand's Essential Haematology/Hoffbrand	20
Immunology	21
Immunology: A Short Course/Coico	21
Neuroanatomy	23
Neuroanatomy and Neuroscience at a Glance/Barker	23
Nursing Management & Leadership	24
Clinical Leadership in Nursing and Healthcare: Values into Action/Stanley.....	24
Nutrition	25
Nutrition at a Glance/Sharma	25
TNM Classification of Malignant Tumours/Brierley	26
Obstetrics & Gynecology	27
Female Genital Plastic and Cosmetic Surgery/Goodman	27
Pediatrics	28
Paediatrics at a Glance/Miall	28
Neonatology at a Glance/Lissauer.....	29
Psychiatry	30
The Maudsley Prescribing Guidelines in Psychiatry/Taylor	30
Radiology & Imaging	31
Anatomy in Diagnostic Imaging, 3e/Fleckenstein	31
Musculoskeletal X-Rays for Medical Students and Trainees/Brown.....	32
Liver Imaging: MRI with CT Correlation/Altun.....	33
Dentistry	34
Dental Technology & Materials Science	34
Techniques in Complete Denture Technology /Johnson.....	34
General Dentistry	35
Dental Caries: The Disease and its Clinical Management /Fejerskov	35
Dental Implant Complications: Etiology, Prevention, and Treatment/Froum ... Error! Bookmark not defined.	

Implant Dentistry	36
Dental Implant Complications: Etiology, Prevention, and Treatment/Froum	36
Decision Making in Dental Implantology: Atlas of Surgical and Restorative Approaches/Tosta	37
Orthodontics.....	38
Recognizing and Correcting Developing Malocclusions: A Problem-Oriented Approach to Orthodontics/Araujo	38
Orthodontics in the Vertical Dimension: A Case-Based Review/Southard.....	39
Orthodontic Treatment of Impacted Teeth/Becker	40
Pediatric Dentistry	41
Behavior Management in Dentistry for Children/Wright.....	41
Periodontology	42
Diagnosis and Treatment of Furcation-Involved Teeth/Nibali	42
Clinical Periodontology and Implant Dentistry, 2 Volume Set, 6e/Lang	43
Veterinary.....	44
Veterinary Anatomy & Physiology	44
Veterinary Embryology/McGeady	44
Veterinary Anesthesia, Analgesia & Pain Medicine	45
Veterinary Anesthesia and Analgesia: The Fifth Edition of Lumb and Jones/Grimm	45
Veterinary Clinical Pathology & Laboratory Medicine...46	
Atlas for the Diagnosis of Tumors in the Dog and Cat/Kiehl.....	46
Veterinary Emergency & Critical Care.....	47
Life-Threatening Cardiac Emergencies for the Small Animal Practitioner/McMichael	47
Veterinary Imaging.....	48
Atlas of Small Animal Ultrasonography/Penninck.....	48
Veterinary Nursing & Animal Care	49
Performing the Small Animal Physical Examination/Englar.....	49
Small Animal Bandaging, Casting, and Splinting Techniques/Swaim.....	50
Veterinary Surgery, Orthopedics & Trauma	51
Manual of Small Animal Soft Tissue Surgery/Tobias	51

Acute, Critical & Emergency Care



- Includes all aspects of emergency care, including trauma, minor injury, triage processes, patient assessment, common emergency presentations, as well as legal, ethical and professional issues.
- Covers care of adults, children, and those with learning disabilities and mental health conditions

Natalie Holbery, Lecturer/Practitioner Emergency Care, St George's University Hospital NHS Foundation Trust, Kingston University and St George's, University of London

Paul Newcombe, Associate Professor, Kingston University and St George's, University of London

Rights sold: Greek, Orthodox Chinese, Turkish

Emergency Nursing at a Glance

Natalie Holbery, Paul Newcombe

9781118867679

182 pp. / \$44.99 / January 2016


A highly visual, easy-to-read guide to the key concepts underpinning emergency care, ideal for facilitating a systematic yet detailed approach to patient assessment and management.

From the publishers of the market-leading *at a Glance* series comes a wide-ranging and succinct overview of the key concepts of emergency care. *Emergency Nursing at a Glance* uses the unique and highly visual *at a Glance* format to convey vital information quickly and efficiently, ensuring that nursing students have access to all the important topics they need for an emergency care placement. This highly visual, easy-to-read guide is the ideal companion for anyone entering fields involving urgent or unscheduled care.

Emergency Nursing at a Glance is an invaluable resource for nursing students, newly qualified nurses and other healthcare professionals working in emergency departments, urgent care centres, minor injury units and walk-in centres.

- A highly visual, easy-to-read guide for anyone entering fields involving urgent or unscheduled care.

Anatomy



Clinical Anatomy: Applied Anatomy for Students and Junior Doctors, 14e

Harold Ellis, Vishy Mahadevan

9781119325536

488 pp. / \$65.95 / August 2018

A new edition of this classic text, providing a comprehensive and accessible guide to clinical anatomy, from two of the great teachers of anatomy. Updated throughout, with more medical images and diagrams, including CT and MRI, as well as photographs overlaid with anatomical illustrations to reveal detailed surface anatomy, for greater clarity, relevance and understanding.

Now in its fourteenth edition, *Clinical Anatomy* is the definitive text offering medical students, postgraduate trainees and junior doctors the anatomical information they need to succeed in a clinical setting.

Professor Harold Ellis and Professor Vishy Mahadevan provide an accessible, comprehensive, and detailed exploration of anatomy, specifically designed for students and trainees at all levels. Revised and updated, the fourteenth edition contains more information about the nervous system as well as medical images, diagrams and photographs that are overlaid with anatomical illustrations, revealing detailed surface anatomy.

- A comprehensive and accessible guide to clinical anatomy

- Includes more medical images and diagrams, including CT and MRI, as well as photographs overlaid with anatomical illustrations to reveal detailed surface anatomy
- Greater emphasis on clinical relevance (including more content for non-surgical trainees), with the inclusion of clinical scenarios case studies
- More information about the nervous system
- Features a companion website containing digital flashcards of the illustrations and photographs contained in the book - ideal for revision and teaching purposes

Primary market: medical students and junior doctors.


Harold Ellis, Emeritus Professor of Surgery, Guy's Hospital, London, UK

Vishy Mahadevan, The Barbers' Company Professor of Anatomy, Royal College of Surgeons, UK

Rights sold: Greek, Italian, Simplified Chinese

Rights sold to previous edition: Greek

Basic Medical Sciences



Physiology at a Glance, 4e

Jeremy P. T. Ward, Roger W. A. Linden

9781119247272

168 pp. / \$43.99 / March 2017

A classic revision text, presenting the basics of human physiology in bite-sized chapters, covering a wealth of topics in a comprehensive yet succinct manner. With full colour artwork throughout, and access to additional self-test material online.

Extensively revised and updated, this fourth edition of *Physiology at a Glance* continues to provide a thorough introduction to human physiology, covering a wealth of topics in a comprehensive yet succinct manner.

This concise guide breaks this often-complex subject down into its core components, dealing with structures of the body from the cellular level to composite systems. New to this edition are three chapters on cell signaling, thermoregulation, and altitude and aerospace physiology, as well as a glossary of terms to aid medical, dental, health science and biomedical students at all levels of their training.

Featuring clear, full-colour illustrations, memorable data tables, and easy-to-read text, *Physiology at a Glance* is ideal as both a revision guide and as a resource to assist basic understanding of key concepts.

- Introduces basic biological principles in easy-to-follow spreads, followed by thoroughly revised and updated systems-based chapters.
- Features completely revised or brand-new chapters and figures, including new chapters on cell signaling, thermoregulation, and adaptation to environments.

- Is fully supported by a companion website at featuring online access to over 200 self-assessment questions from the book, downloadable flashcards, and revision notes.

Primary market: Undergraduate medical students in years 1 and 2. Secondary market: Junior doctors and trainees; allied health students.


Jeremy P.T. Ward is Head of Department of Physiology and Professor of Respiratory Cell Physiology Schools of Medicine and Biomedical Sciences, King's College London.

Roger W.A. Linden is Emeritus Professor of Craniofacial Biology, School of Biomedical Sciences King's College London.

Rights sold: Greek, Korean, Turkish

Rights sold to previous edition: Greek, Russian, Turkish

Dermatology



University of Oxford Department of Dermatology. He has been providing training in dermoscopy since 22. To date over 500 UK doctors have attended his national one-day courses in dermoscopy education. He is a board member of the International Dermoscopy Society and lectures internationally on dermoscopy.

Rights sold: Korean, Polish, Portuguese, Russian, Simplified Chinese

Diagnostic Dermoscopy: The Illustrated Guide

Jonathan Bowling

9781405198554

156 pp. / \$81.95 / January 2012

Provides a rapid entrance to a high-powered diagnostic approach to identify skin cancers and other important dermatologic disease.


Ideal for clinic use, both for diagnosis and for explaining to the patient, this guide provides:

- A quick reference atlas guide to the diagnosis skin lesions, especially, but not limited to, those that are cancerous
- Icons for each condition linked to high definition dermoscopy and clinical photographs
- Real dermoscopic images and the associated clinical photographs on the page opposite
- Derived from proven training materials
- Iconographic approach to differential diagnosis
- Genuine high-power images from clinical practice
- Support pattern recognition for diagnosis
- Minimal text - maximal pictures

Primary market: Dermatologists and dermatology nurses.
Secondary market: Family and general practitioners.

Jonathan Bowling, MD, MRCP is consultant dermatologist and honorary senior clinical lecturer at the

Diabetes



A Practical Manual of Diabetes in Pregnancy, 2e

David McCance, Michael Maresh, David A. Sacks

9781119043768

448 pp. / \$145 / September 2017

The second edition of *A Practical Manual of Diabetes in Pregnancy* offers a wealth of new evidence, new material, new technologies, and the most current approaches to care. With contributions from a team of international experts, the manual is highly accessible and comprehensive in scope. It covers topics ranging from preconception to postnatal care, details the risks associated with diabetic pregnancy, and the long-term implications for the mother and baby. The text also explores recent controversies and examines thorny political pressures.

The manual's treatment recommendations are based on the latest research to ensure pregnant women with diabetes receive the best possible care. The text takes a multi-disciplinary approach that reflects best practice in the treatment of diabetes in pregnancy. The revised second edition includes:

- New chapters on the very latest topics of interest
- Contributions from an international team of noted experts
- Practical, state-of-the-art text that has been fully revised with the latest in clinical guidance
- Easy-to-read, accessible format in two-color text design

- Illustrative case histories, practice points, and summary boxes, future directions, as well as pitfalls and what to avoid boxes
- Multiple choice questions with answers in each chapter

Comprehensive and practical, the text is ideal for use in clinical settings for reference by all members of the multi-disciplinary team who care for pregnant women with diabetes. The manual is also designed for learning and review purposes by trainees in endocrinology, diabetes, and obstetrics.

Primary market: Diabetologists, Endocrinologists & Obstetricians both fully qualified and in specialist training; Specialist diabetes and obstetric nurses. Secondary market: Obstetric surgeons; Midwives.

David R. McCance, Consultant Physician/Honorary Professor of Endocrinology, Regional Centre for Endocrinology and Diabetes, Royal Victoria Hospital, Belfast, Northern Ireland

Michael Maresh, Consultant Obstetrician, St Mary's Hospital, Manchester, UK


David Sacks, Clinical Professor of Obstetrics and Gynaecology, Keck School of Medicine, University of Southern California, Los Angeles, California, USA

Rights sold: Simplified Chinese

Rights sold to previous edition: Polish

Embryology

www.ataglanceseries.com/embryology featuring 15 brand new animations, and podcasts.



Embryology at a Glance provides the perfect alternative to the overwhelming detail seen in conventional embryology texts. It provides just the right level of detail on embryology and congenital abnormalities for all medical students and health professionals to develop a thorough understanding of human development and its implications for clinical practice.

Primary Market: Medical students. Secondary Market: Anatomical science students, biomedical science students, midwives, nurses, human biologists, biologists.

Samuel Webster, Lecturer in Anatomy & Embryology, College of Medicine, Swansea University, UK

Rhiannon de Wreede, Honorary Lecturer, College of Medicine, Swansea University, UK

Embryology at a Glance, 2e

Samuel Webster, Rhiannon de Wreede

9781118910801

126 pp. / \$44.95 / April 2016

Highly Commended in Obstetrics and gynaecology in the 2017 BMA Medical Book Awards

Embryology at a Glance is a highly illustrated and innovative introduction to key embryological concepts, with concise, memorable descriptions of major embryological developments. This new edition covers the basic principles of human development, from mitosis and meiosis, before exploring the primary formation of each body system, including the development of the musculoskeletal, circulatory, digestive, reproductive, and nervous systems during the foetal and neonatal periods.


Key features include:

- New chapters on cell signaling genes, stem cells, and antenatal screening for common congenital and genetic defects
- Full colour photographs and illustrations
- Links to clinical practice highlighted throughout
- Timelines of each developmental stage
- MCQs and EMQs for revision and review
- To help clearly explain the processes that occur during development, there is a companion website at

Rights sold: Arabic, Greek, Turkish

Rights sold to previous edition: Bahasa Indonesian, Spanish, Turkish

Emergency Medicine & Trauma



an essential tool for ambulance staff, general practitioners and community healthcare workers.

Primary market: Ambulance staff and GPs. Professional healthcare workers in the community including GPs, practice and community nurses and paramedics.

The **Advanced Life Support Group (ALSG)**, Manchester UK, began life in 1990 and became a registered medical education charity in 1993. The organisation exists to "preserve life by providing training and education to the general public and in particular but not exclusively to doctors, nurses and other members of the medical profession, in life saving techniques".

The book is written and edited by Emergency Medicine specialists who are Advanced Life Support Group (ALSG) trainers.

Rights sold: Simplified Chinese

Pre-Hospital Paediatric Life Support: A Practical Approach to Emergencies, 3e

Advanced Life Support Group (ALSG)

9781118339763


232 pp. / \$59.95 / August 2017

This practical book, written especially for pre-hospital staff, provides all the information needed to deal with children in life threatening situations before arriving at hospital. Complementing the best-selling *Advanced Paediatric Life Support*, this new edition reflects recent developments in practice, and covers the indispensable knowledge required for paediatric emergency care in the pre-hospital setting.

Fully updated, this manual includes new information to aid both civilian and military personnel, as well as material on all stages of pre-hospital care; from recognition and practical procedures to the important issues of paediatric practice in the field.

- Quick-to-follow algorithms of at-the-scene procedures
- Based upon the protocols that ensure a smooth transfer from pre-hospital to hospital care
- Internationally recognised course training resource

Offering an authoritative guide to the care of the seriously ill or injured child, *Pre-Hospital Paediatric Life Support* is



The Advanced Life Support Group (ALSG), Manchester UK, began life in 1990 and became a registered medical education charity in 1993. The organisation exists to "preserve life by providing training and education to the general public and in particular but not exclusively to doctors, nurses and other members of the medical profession, in life saving techniques".

The book is written and edited by Emergency Medicine specialists who are Advanced Life Support Group (ALSG) trainers.

Rights sold: Bosnian, Dutch

Rights sold to previous edition: Dutch, Greek, Persian

Advanced Paediatric Life Support: The Practical Approach, 6e

Advanced Life Support Group (ALSG)

9781118947647

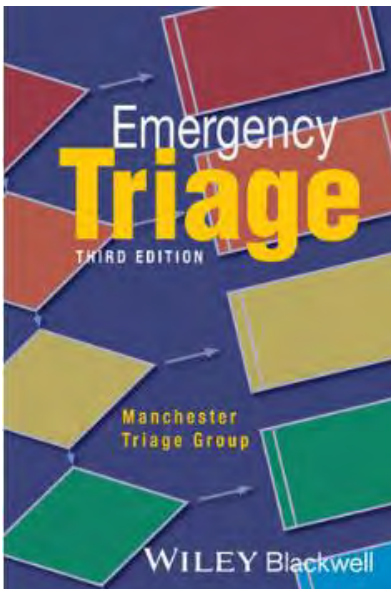
416 pp. / \$75.99 / February 2016

Advanced Paediatric Life Support is the internationally renowned manual on emergency paediatric care, written to support the course run by the Advanced Life Support Group. Using their structured approach, a tried and tested practical method of treating children during the crucial first few hours of a life-threatening illness or injury, *Advanced Paediatric Life Support* is used by doctors, nurses and allied health professionals dealing with emergencies in children. Its clear layout and straightforward style make it a highly practical tool both for training and in the event of an emergency.

The sixth edition includes major new features bringing it right up to date, including:

- The latest International Liaison Committee on Resuscitation (ILCOR) 2015 Guidelines
- The latest consensus guidelines on paediatric trauma
- Enhanced discussions on the importance of human factors
- A new and improved design including full colour photographs and diagrams

With this book at hand, all those providing care during paediatric emergencies can be confident in having comprehensive and authoritative guidance on the recognition and management of life-threatening conditions necessary to save a child's life.



Emergency Triage: Manchester Triage Group, 3e

Kevin Mackway-Jones, Janet Marsden,
Jill Windle

9781118299067

204 pp. / \$ 47.00 / October 2013

A new edition of the bestselling Emergency Triage book, the core text for the Manchester Triage System, which is adopted in hospitals internationally. The protocols have been revised according to latest strategies for prioritisation.

The Manchester Triage System (MTS) is the most widely used triage system in the UK, Europe and Australia, with tens of millions of patients being processed through hospital emergency departments. It is also used in hospitals throughout Brazil.

Emergency Triage is the core text for the MTS, which utilises a risk averse system of prioritisation for patients in all unscheduled care settings. As such, it is an essential text for all emergency department staff using the MTS, in particular triage nurses. The book is both a training tool and a reference for daily use in the Emergency Department and prehospital settings.

This edition features revised protocols that reflect new approaches to prioritisation, with accompanying revised flowcharts - the core part of the book.

- New edition of bestselling book on Triage
- New protocols with up to date prioritisation

- Revised and expanded flow charts
- Internationally applicable, used in hospitals around the world
- ALSG publication -- carries authority of this respected organisation

Table of Contents

Presentation flow charts index

- 1: Introduction
- 2: The decision-making process and triage
- 3: The triage method
- 4: Pain assessment as part of the triage process
- 5: Patient management, triage and the triage nurse
- 6: Auditing the triage process
- 7: Telephone triage
- 8: Beyond prioritisation to other applications

Primary market: All health care providers who take part in emergency care: triage nurses, emergency department staff, prehospital emergency staff. Secondary market: GPs at out-of-hours GP cooperatives. Hospital administrators and health care insurers need to understand the basic concepts of triage, especially if the triage category is considered as a payment reference in the health care insurance system.

Rights sold: Czech, Dutch, German, Italian, Norwegian, Polish, Portuguese, Slovenian, Slovakian, Spanish



Pre-hospital Obstetric Emergency Training: The Practical Approach, 2e

Advanced Life Support Group (ALSG),
Malcolm Wollard, Kim Hinshaw, Helen
Simpson, Sue Wieteska

9781119348382

224 pp. / \$71.95 / November 2018

Fully revised and now in full-colour, the new edition of *Pre-Obstetric Emergency Training* (POET) helps practitioners identify and manage a range of time-critical obstetric emergencies, specifically in the pre-obstetric department setting.

New to the second edition are chapters covering non-technical skills and communication, as well as complicated labour and delivery.

Designed to accompany the associated Advanced Life Support Group training course, *Pre-Obstetric Emergency Training* serves as an authoritative guide for a range of pre-hospital practitioners dealing with specialist situations.

- Provides practitioners with the skills to identify and manage a range of time-critical obstetric emergencies in the pre-hospital setting
- Offers a structured examination and assessment technique as an aid to determining what treatment should be provided before transport, as well as when and how urgently transport should be initiated

- Features an introduction to the obstetric patient and the anatomical and physiological changes that occur during pregnancy
- Includes the definitions, risk factors, diagnosis and pre-hospital management of problems that might occur throughout the different stages of pregnancy and which the pre-hospital practitioner may be required to attend
- Addresses emergencies in early pregnancy, late pregnancy, delivery, and post-delivery

Primary market: Obstetricians, paramedics, midwives, and non-specialists encountering obstetric emergencies.

The Advanced Life Support Group (ALSG), Manchester UK, began life in 1990 and became a registered medical education charity in 1993. The organisation exists to "preserve life by providing training and education to the general public and in particular but not exclusively to doctors, nurses and other members of the medical profession, in life saving techniques".

The book is written and edited by Emergency Medicine specialists who are Advanced Life Support Group (ALSG) trainers.

Rights sold to previous edition: French, Japanese, Polish, Spanish



Major Incident Medical Management and Support: The Practical Approach in the Hospital

Advanced Life Support Group (ALSG)

9781119501015

176 pp. / \$71.99 / December 2018

Fully revised and now in full-colour, the new edition of *Major Incident Medical Management and Support* is a vital component in the blended learning course from Advanced Life Support Group (ALSG), which aims to provide hospital staff at all levels with essential information on the preparation, management and support elements of dealing with casualties in a major incident.

Split into five sections, each focuses on the elements requisite in preparing for, and responding, to a major incident. The first section discusses the epidemiology and incidences of major incidents and the structured approach to the hospital response. The second section contains the preparation required in planning for major incidents, including equipment and training. The third section covers the management of a major incident, concentrating on the clinical, nursing and management hierarchies. The fourth includes the various stages of support in a major incident, including declaring an incident and activating the plan, the reception, triage, definitive care and recovery phases of an incident. The final section focuses on special incidents which require additional consideration, including those involving hazardous chemicals, burns and children.

Written in collaboration with the National Emergency Planning, *Major Incident Medical Management and Support* is an invaluable reference in the emergency department and beyond for staff needing to prepare for the rare, but inevitable, hospital major incidence response.

- Equips practitioners with essential information on the preparation, management and support elements of dealing with casualties in a major incident
- Is an invaluable reference in the emergency department and beyond for staff needing to prepare for the rare but inevitable hospital major incidence response
- Written closely with the National Emergency Planning to ensure the text is fit for purpose with regards to national guidance
- Now in full colour, with colour images and revised line drawings
- New chapter on 'The scalable hierarchy concept'
- Chapters are fully revised and updated, making sure the manual is fully relevant to those delivering care within the hospital environment after a major incident

HMIMMS program is aimed at practitioners at all levels who are involved in managing aspects of a major incident from a hospital perspective. The manual covers elements from the clinical, nursing and management hierarchies.

The **Advanced Life Support Group (ALSG)**, Manchester UK, began life in 1990 and became a registered medical education charity in 1993. The organization exists to "preserve life by providing training and education to the general public and in particular but not exclusively to doctors, nurses and other members of the medical profession, in life saving techniques". The book is written and edited by Emergency Medicine specialists who are Advanced Life Support Group (ALSG) trainers.

Rights sold to previous edition: Arabic, Japanese



Major Incident Medical Management and Support: The Practical Approach at the Scene

Advanced Life Support Group (ALSG)

9781405187572

196 pp. / \$99.75 / March 2012

Major Incident Medical Management and Support (MIMMS) is the coursebook for the Advanced Life Support Group's internationally taught training for health care professionals responding to major incidents. The practical approach employed in MIMMS has proved an invaluable aid to both civilian and military doctors, nurses and paramedics working in disaster management worldwide.

The third edition has been fully revised to make MIMMS appropriate for the 21st century, with greater emphasis on human factors, a more structured approach to medical management, and new chapters on:

- Hazardous materials
- Incidents involving large numbers of children
- Management of a major incident with multiple burn casualties
- Mass gatherings
- Natural disasters

There are also revised appendices covering responsibility for the dead, radio use, and voice procedures, and what to do beyond the immediate situation.

Covering all eventualities in medical management during major incidents, MIMMS provides a comprehensive and practical guide for all who are involved in this aspect of emergency medicine.

- New edition of a highly popular coursebook
- Covers management of diverse types of major incidents
- Uses the tried and tested practical approach developed by the Advanced Life Support Group
- Authors are from civilian and military disaster management background

Emergency physicians and staff, paramedics, junior hospital doctors, GPs involved in immediate care, military medical personnel

The **Advanced Life Support Group (ALSG)**, Manchester UK, began life in 1990 and became a registered medical education charity in 1993. The organization exists to "preserve life by providing training and education to the general public and in particular but not exclusively to doctors, nurses and other members of the medical profession, in life saving techniques". The book is written and edited by Emergency Medicine specialists who are Advanced Life Support Group (ALSG) trainers.

Rights sold: French, Italian, Japanese, Swedish

Rights sold to previous edition: Arabic, Dutch, Italian, Japanese, Lithuanian, Swedish

Evidence-Based Health Care



How to Read a Paper: The Basics of Evidence-Based Medicine, 6e

Trisha Greenhalgh

9781119484745

284 pp. / \$52.95 / April 2019

How to Read a Paper is the best-selling introduction to evidence-based medicine. In a clear and engaging style, it demystifies evidence-based medicine and explains how to critically appraise published research and how to put the findings into practice.

In a clear and engaging style, *How to Read a Paper* demystifies evidence-based medicine and explains how to critically appraise published research and put the findings into practice.

An ideal introduction to evidence-based medicine, *How to Read a Paper* explains what to look for in different types of papers and how best to evaluate the literature and then implement the findings in an evidence-based, patient-centered way. Helpful checklist summaries of the key points in each chapter provide a useful framework for applying the principles of evidence-based medicine in everyday practice.

How to Read a Paper is a standard text for medical and nursing schools as well as a friendly guide for everyone wanting to teach or learn the basics of evidence-based medicine.

- *How to Read a Paper* is the all-time bestselling introduction to evidence-based medicine
- Written in clear language, and with an engaging style, it explains the principles of evidence-based medicine and how they can be put into practice
- Previous editions have been widely adopted and recommended by teachers and medical students
- Includes two new chapters on 'Applying evidence with patients' and 'Criticisms of 'evidence-based medicine'
- Trisha Greenhalgh is internationally recognized as an expert author, practitioner and researcher in evidence-based medicine and primary care


This title is relevant for all healthcare professionals seeking an accessible introduction to evidence-based medicine.

Prof Trisha Greenhalgh OBE, FRCGP, FRCP

Professor of Primary Health Care and Dean for Research Impact, Global Health, Policy and Innovation Unit, Centre for Primary Care and Public Health, Blizard Institute, Barts and The London School of Medicine and Dentistry.

Rights sold to previous editions: Arabic, German, Greek, Japanese, Kazakh, Portuguese, Russian, Spanish, Swedish, Turkish

General & Internal Medicine



- Covers management of not only the dementia patient but also their families and other care providers
- Provides guidance on the legal and ethical issues surrounding dementia
- Expert editor and contributor teams drawn from the Association of Dementia Studies at the University of Worcester

The intended market is general practitioners and family physicians caring for patients with dementia and related disorders within a primary care setting. It includes other primary health care professionals such as practice nurses, general practitioner trainees, medical and nursing students, and social workers. The book is also relevant for geriatricians, psychologists, specialist nurses such as Admiral Nurses, and nursing home staff.

Dr Bernie Coope, Lead Consultant, Older Adult Mental Health Services. Kidderminster Hospital, UK

Dr Felicity Richards, Older Adult Mental Health Services Kidderminster Hospital, Kidderminster, UK

ABC of Dementia

Bernard Coope, Felicity Richards

9781118474020

74 pp. / \$37.95 / February 2014

ABC of Dementia is a practical guide to help healthcare professionals develop knowledge, skills, confidence and an understanding of dementia, in order to support those with dementia to live well.

It begins with the cognitive disabilities and underlying brain diseases that define dementia, before moving on to diagnostic assessment and early intervention for dementia. There is a focus on the experience of the person with dementia and their families, highlighting the journey from diagnosis to end of life, including the role of person-centred care, and the limited therapeutic options available.

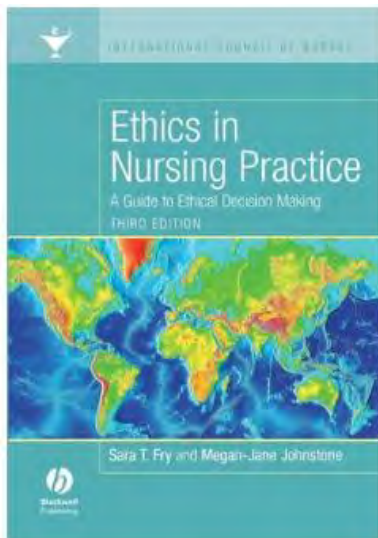
Separate chapters address dementia in acute hospital settings, primary care, and care for those with the most severe challenges, as well as the specific needs of younger people developing dementia. The ethical and legal context of dementia care is also outlined.

From a multidisciplinary author team, *ABC of Dementia* is a valuable resource for general practitioners, family physicians and other health care professionals caring for patients with dementia and related disorders. It is also relevant for geriatricians, psychologists, specialist and practice nurses, and nursing home staff.

- A practical guide to providing the best care for patients with dementia within primary care settings

Rights sold: Arabic, Greek, Welsh

General Clinical Nursing



Primary market: Practitioner nurses and students studying at a higher level (Masters, PhD) internationally

Sara Fry is the author of *Ethics in Nursing Practice: A Guide to Ethical Decision Making, 3rd Edition*, published by Wiley.

Megan-Jane Johnstone is Professor of Nursing and Director of the Centre for Quality and Patient Safety Research at Deakin University, Australia.

Rights sold: Japanese, Polish, Spanish

Rights sold to previous edition: Greek, Italian, Japanese, Serbian

Ethics in Nursing Practice: A Guide to Ethical Decision Making, 3e

Sara Fry, Megan-Jane Johnstone


9781405160520

232 pp. / \$61.95 / June 2008

Every day nurses are required to make ethical decisions in the course of caring for their patients. *Ethics in Nursing Practice* provides the background necessary to understand ethical decision making and its implications for patient care. The authors focus on the individual nurse's responsibilities, as well as considering the wider issues affecting patients, colleagues and society as a whole. This third edition is fully updated and takes into account recent changes in ICN position statements, WHO documents, as well as addressing current issues in healthcare, such as providing for the health and care needs of refugees and asylum seekers, bioethics and the enforcement of nursing codes.

- Includes the revised ICN Code of Ethics for Nurses (2006)
- Considers the relationship between ethics and law
- Draws upon everyday ethical dilemmas in nursing practice
- Written by acknowledged experts in nursing ethics.

Hematology



Hoffbrand's Essential Haematology, 7e

A. Victor Hoffbrand, Paul A. H. Moss

9781118408674

384 pp. / \$73.99 / October 2015

British Medical Association Book Award Winner -
Student Textbook of the Year 2016

The definitive haematology textbook of choice for medical students

Hoffbrand's Essential Haematology has built a reputation as the flagship haematology textbook for both students and junior doctors, providing an authoritative introduction to the subject.

Now in its 7th edition, this classic text provides up-to-date knowledge of the pathogenesis, clinical and laboratory features, treatment of blood and bone marrow disorders, in its concise and user-friendly style.

Hoffbrand's Essential Haematology outlines the basic principles of clinical and laboratory haematology and shows how manifestations of blood diseases can be explained by new knowledge of the disease processes. It is an indispensable resource for students and trainees and an essential read for all specialists who are interested in updating their knowledge.

- Provides up-to-date knowledge of the pathogenesis, clinical and laboratory features and treatment of all blood disorders
- Features detailed information on the new genetics of leukaemia and lymphoma

- Includes a new chapter on thrombosis, focussing on the new oral anticoagulants
- Is beautifully presented, with over 300 colour illustrations
- Comprehensively covers both theory and treatment regimes

Market: USMLE students, biomedical science undergraduates and postgraduate students needing a no-nonsense overview of haematology

A. Victor Hoffbrand, MA DM FRCP FRCPATH FRCP(Edin) DSc FMedSci., Emeritus Professor of Haematology, University College London. Honorary Consultant Haematologist, Royal Free Hospital. London, UK

Paul A. H. Moss, PhD MRCP FRCPATH., Professor of Haematology, University of Birmingham, Birmingham, UK

Rights sold: Bahasa Indonesian, French, German, Greek, Orthodox Chinese, Persian, Portuguese, Spanish, Turkish

Immunology



Immunology: A Short Course, 7e

Richard Coico, Geoffrey Sunshine

9781118396919

416 pp. / \$66.95 / January 2015

Immunology: A Short Course, 7th Edition introduces all the critical topics of modern immunology in a clear and succinct yet comprehensive fashion. The authors offer uniquely-balanced coverage of classical and contemporary approaches and basic and clinical aspects. The strength of *Immunology: A Short Course* is in providing a complete review of modern immunology without the burden of excessive data or theoretical discussions. Each chapter is divided into short, self-contained units that address key topics, illustrated by uniformly drawn, full-color illustrations and photographs.

This new edition:

- Has been fully revised and updated, with a brand-new art program to help reinforce learning
- Includes a new chapter on Innate Immunity to reflect the growth in knowledge in this area
- Highlights important therapeutic successes resulting from targeted antibody therapies
- Includes end of chapter summaries and review questions, a companion website at www.wileyimmunology.com/coico featuring interactive flashcards, USMLE-style interactive MCQs, figures as PowerPoint slides, and case-based material to help understand clinical applications

Praise for the previous edition:

"This book is clearly a precious resource for undergraduate, graduate and medical students alike... For those who need an introduction to the fascinating world of immunology, this book should most certainly spark the interest."

ANNALS OF BIOMEDICAL ENGINEERING

"... an excellent beginner's guide... the authors have done a terrific job of providing an overview of the field."


YALE JOURNAL OF BIOLOGY AND MEDICINE

Richard Coico, SUNY Downstate College of Medicine, Brooklyn, New York

Geoffrey Sunshine, Heath Effects Institute, and Tufts University School of Medicine, Boston, Massachusetts

Rights sold: Italian, Korean

Rights sold to previous edition: Korean, Persian, Portuguese



Roitt's Essential Immunology, 13e

Peter J. Delves, Seamus J. Martin,
Dennis R. Burton, Ivan M. Roitt

9781118415771

576 pp. / \$74.99 / November 2016

***Roitt's Essential Immunology* is the textbook of choice for students and instructors of immunology worldwide**

Roitt's Essential Immunology clearly explains the key principles needed by medical and health sciences students, from the basis of immunity to clinical applications.

A brand-new introduction sets the scene to Section 1, Fundamentals of Immunology, introducing the microbial world and the strategies the body employs to defend itself. Each chapter then guides the reader through a different part of the immune system and explains the role of each cell or molecule individually, and then as a whole. Section 2, Applied Immunology, discusses what happens when things go wrong, and the role the immune system plays alongside the damaging effects of a disease, including cancer, immunodeficiency, allergies and transplantation and the beneficial effects of vaccines.

The 13th edition continues to be a user-friendly and engaging introduction to the workings of the immune system, whilst supporting those who require a slightly more detailed understanding of the key developments in immunology. The content has been fully updated throughout and includes:

- An expansion on key clinical topics, including: innate immunity, autoimmune conditions, asthma, primary immunodeficiency, and HIV/AIDS

- Beautifully presented with improved artwork and new illustrations
- A range of learning features, including introduction re-cap boxes, end of chapter and section summaries to aid revision, as well as further reading suggestions, and a glossary to explain the most important immunology terms.

Roitt's Essential Immunology is also supported by a companion website at www.roitt.com including an additional online only chapter on immunological methods and applications, among other materials.

Primary market: Medical students and biological science students. Secondary market: Allied health students.

Professor Peter Delves, Department of Immunology, University College London

Professor Seamus Martin, Smurfit Institute of Genetics, Trinity College Dublin

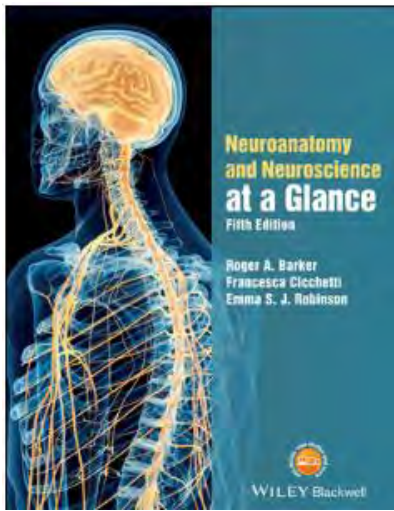
Professor Dennis Burton, Department of Immunology and Microbial Science, Scripps Research Institute, California

Professor Ivan Roitt, Director of the Centre for Investigative and Diagnostic Oncology, University of Middlesex

Rights sold: Bahasa Indonesian, Greek, Korean, Portuguese, Turkish

Rights sold to previous edition: Greek, Korean, Portuguese, Spanish

Neuroanatomy



Neuroanatomy and Neuroscience at a Glance, 5e

Roger A. Barker, Francesca Cicchetti,
Emma S. J. Robinson

9781119168416

184 pp. / \$45.00 / August 2017

**British Medical Association Book Award Winner -
Student Textbook of the Year 2018**

Neuroanatomy and Neuroscience at a Glance is a highly illustrated, quick reference guide to the anatomy, biochemistry, physiology and pharmacology of the human nervous system. Each chapter features a summary of the anatomical structure and function of a specific component of the central nervous system, a section on applied neurobiology outlining how to approach a patient with neurological or psychiatric problems aligned to the chapter topic, standard diagnostic procedures for most common scenarios, as well as an overview of treatment and management options.

This fully updated and expanded new edition includes:

- Dozens of full-page, colour illustrations and neurological scans
- Expanded coverage of techniques to study the nervous system
- More practical information on the neurological exam
- New content on neuropharmacology and drug therapies

- Bullet points and bold terms throughout assist with revision and review of the topic

Neuroanatomy and Neuroscience at a Glance is the ideal companion for students embarking on a neuroanatomy or neuroscience course and is an excellent reference tool for those in clinical training.

An updated companion website with new clinical cases, multiple choice self-assessment questions, revision slides, and downloadable illustrations and flashcards is available at www.ataglanceseries.com/neuroscience

Primary Market: Medical Students. Secondary Market: Foundation Year Doctors and Residents, Neuroscience students, Medical Sciences students.

Roger A. Barker BA, MBBS, MRCP, PhD, FMedSci, John van Geest Centre for Brain Repair and Department of Neurology, Department of Clinical Neuroscience, University of Cambridge, Cambridge, UK.


Francesca Cicchetti PhD, Centre de Recherche du CHU de Québec (CHUQ), Université Laval, Québec, Canada.

Emma S.J. Robinson PhD, FBPhS, School of Physiology, Pharmacology & Neuroscience, University of Bristol, Bristol, UK.

Rights sold: French, Simplified Chinese, Turkish

Rights sold to previous edition: Bahasa Indonesian, French, Greek, Korean, Orthodox Chinese, Turkish

Nursing Management & Leadership



- Each chapter has a range of reflective questions, case studies, and self-assessment to help consolidate learning.
- Invaluable reading for all nursing and healthcare professionals, as well as students and those newly qualified.

Primary market: Qualified nurses and other qualified health professionals (paramedics, physiotherapists, occupational therapists, etc.). Upper level (years 2 and 3) pre-registration nursing and healthcare students. Health service managers and other clinical leaders.

David Stanley is Associate Professor in the School of Nursing, Midwifery and Indigenous Health, Charles Sturt University, Australia.

Rights sold: Simplified Chinese, Swedish

Clinical Leadership in Nursing and Healthcare: Values into Action, 2e

David Stanley

9781119253761


392 pp. / \$55.99 / December 2016

A practical guide to clinical leadership, covering the principles, frameworks, tools and topics that support nurses and healthcare professionals to develop their clinical leadership potential, and deliver effective and compassionate patient care.

Clinical leadership, along with values-based care and compassion, are critical in supporting the development of high-quality healthcare service and delivery. *Clinical Leadership in Nursing and Healthcare: Values into Action* offers a range of tools and topics that support and foster clinically focused nurses and other healthcare professionals to develop their leadership potential.

- Offers a range of tools and topics that support and foster clinically focused nurses and other healthcare professionals
- The new edition has been updated in light of key changes in health service approaches to care and values
- Covers a wide spectrum of practical information, including working in teams, managing change, project management, clinical decision making, and implementing evidence-based practice

Nutrition



Sangita Sharma is Centennial Professor, Endowed Chair in Aboriginal Health, and Professor of Aboriginal & Global Health Research within the Department of Medicine, University of Alberta, Canada

Fariba Kolahdooz is Nutritional Epidemiologist and Senior Research Associate within the Aboriginal and Global Health Research Group at University of Alberta, Canada

Tony Sheehy is Lecturer within the School of Food & Nutritional Sciences, University College Cork, Ireland

Rights sold: Czech, Greek, Turkish

Nutrition at a Glance, 2e

Sangita Sharma, Tony Sheehy, Fariba Kolahdooz, Mary Barasi

9781118661017

192 pp. / \$41.99 / November 2015


This updated full colour nutrition guide for students takes a global approach to the field, offering an overview of important topics and current trends in nutrition.

Nutrition at a Glance introduces key nutrition facts, such as the role of key nutrients in maintaining health, and addresses the concepts of nutrient metabolism, nutritional intake and what makes an adequate diet. It covers food safety, allergy and intolerance, GM foods, diet-related diseases and nutrigenomics.

- Is superbly illustrated, with full colour illustrations throughout
- Includes nutrition hot topics such as gene-nutrient interactions and dietary supplements
- Has strong international appeal, with different dietary requirements provided for many countries
- Is a reference text suitable for post-docs and junior scientists, including those working in public health and dietetics

Includes a comprehensive companion website at www.ataglanceseries.com/nutrition

Primary market: Undergraduate and postgraduate students in the area of public health, nutrition and food science. Secondary market: Qualified nutritionists and dietitians.



TNM Classification of Malignant Tumours, 8e

James D. Brierley, Mary K. Gospodarowicz, Christian Wittekind

9781119263579

272 pp. / \$55.00 / December 2016

TNM Classification of Malignant Tumours, Eighth Edition provides the latest, internationally agreed standards to describe and categorize cancer stage. Published in affiliation with the Union for International Cancer Control (UICC), this authoritative guide is an essential resource for anyone in the field of oncology.

This updated edition provides the latest, internationally agreed-upon standards to describe and categorize cancer stage.

- Published in affiliation with the Union for International Cancer Control (UICC)
- Arranged by anatomical region, this authoritative pocket-sized guide contains many important updated organ-specific classifications
- There are new classifications for p16 positive oropharyngeal carcinomas, carcinomas of the thymus, neuroendocrine tumours of the pancreas, and sarcomas
- To facilitate the collection of stage data for cancer surveillance in low and middle income countries there are new sections on Essential TNM and Paediatric Cancer Stage
- New colour presentation

Market: Medical, surgical, radiation oncologists, anatomic and surgical pathologists, oncology nurses and physician extenders, international cancer care centers and governmental and NGOs dedicated to cancer control.

James D Brierley, BSc, MB, FRCP, FRCR, FRCPC

Professor, Department of Radiation Oncology, Princess Margaret Cancer Centre and the University of Toronto, Canada. Dr Brierley trained in Clinical Oncology in the UK and developed his interest in cancer staging and surveillance when moving to Canada and has been involved in cancer surveillance, locally, nationally and internationally. He is Co-Chair of the UICC TNM Prognostic Factors Project.

Mary K. Gospodarowicz MD, FRCPC, FRCR (Hon)


Medical Director, Princess Margaret Cancer Centre, University Health Network; Regional Vice-President of Cancer Care Ontario for Toronto South; Toronto, Ontario, Canada. Dr Gospodarowicz is the Past-President of UICC. She has a long-standing interest in cancer classification with an emphasis on staging and prognostic factors and she has been involved in the UICC TNM Project for many years.

Christian Wittekind MD

Professor of Pathology, Chairman Institute of Pathology, University of Leipzig, Germany. Dr Wittekind been involved in cancer staging and tumour classifications for over 20 years. He is a member of the UICC TNM Core Committee, Head of the German Speaking TNM-Komitee, and personally responds to all the questions to the UICC TNM helpdesk.

Rights sold: Czech, French, German, Hungarian, Italian, Japanese, Polish, Portuguese, Romanian, Russian, Simplified Chinese, Turkish

Obstetrics & Gynecology



Female Genital Plastic and Cosmetic Surgery

Michael P. Goodman

9781118848517

236 pp. / \$208.00 / April 2016

Richly illustrated, with practical guidance and clinical pearls throughout, *Female Genital Cosmetic and Plastic Surgery* provides the ideal entry point for understanding this complex emerging field.

Female genital plastic surgery has become an increasingly sought-after option for women seeking change in genital appearance, relief from discomfort, and increased sexual pleasure. These surgeries are a combination of gynecologic, plastic, and cosmetic procedures. Every year sees a higher demand for physicians properly trained and able to perform them.

This unique text from the acknowledged experts in the field covers:

- the anatomy of the area
- the specific surgical procedures and all their variations
- patients' rationales for surgery
- training guidelines and ethical issues
- outcome statistics
- sexual issues
- patient selection
- potential risks and complications

Examining the issues from individual patients' perspectives, it is written in an academic but easy-to-read style with understandable and unambiguous drawings and photographs. It contains a step-by-step surgical approach, how to best select the right surgical candidates, how to treat this select group of patients, the sexual issues involved, how to individualize techniques for each specific patient, how to deal with criticism from colleagues or journalists, psychosexual issues, and patient protection.


- First textbook in the field for practitioners
- Practical guide to effective female genital plastic/cosmetic surgery to ensure a high level of surgical competence
- Ethical and moral aspects of genital surgery emphasized to guide proper patient selection procedures
- Highly illustrated to demonstrate proper surgical technique
- Clinical Pearls throughout to provide even better performance and patient satisfaction
- Edited and written by leading surgeons in the field renowned for teaching the techniques

Primary market: Gynecologists/urogynecologists; plastic surgeons

Dr. Michael Goodman is a 40-year experienced Stanford University-trained board-certified Gynecologist with additional training in Sexual Medicine, Genital Plastic/Cosmetic Surgery, and Menopausal Management. He is active in the International Society for the Study of Women's Sexual Health (ISSWSH), the North American Menopause Society (NAMS), the American Association of Cosmetic Gynecologists, and the International Society of Cosmetogynecology. Dr. Goodman is well-known and well-respected in both the Sexual Medicine, Menopausal, and Genital Plastic/Cosmetic Surgery community. He has been an invited faculty member, moderator, and speaker at most major female aesthetic vulvovaginal surgery congresses and meetings over the past ten years, has twice keynoted international genital plastic meetings, and has been an invited guest lecturer around the world.

Rights sold: Polish, Portuguese, Simplified Chinese, Spanish, Turkish

Pediatrics



Paediatrics at a Glance, 4e

Lawrence Miall, Mary Rudolf, Dominic Smith

9781118947838

204 pp. / \$44.95 / April 2016

A best-seller in the *at a Glance* series, *Paediatrics at a Glance* is the perfect companion for the paediatrics rotation, covering all required disorders in an accessible style with memorable illustrations, clear explanations useful for seniors and parents, complete with supporting material online including self-assessment questions and physical examination video clips.

Paediatrics at a Glance provides an introduction to paediatrics and the problems encountered in child health as they present in primary, community and secondary care, from birth through to adolescence.

Thoroughly updated to reflect changes in understanding of childhood illness over the last 5 years, the 4th edition of this best-selling textbook diagrammatically summarises the main differential diagnoses for each presenting symptom, while accompanying text covers important disorders and conditions as well as management information.

Paediatrics at a Glance is the ideal companion for anyone about to start a paediatric attachment or module and will appeal to medical students, junior doctors and GP trainees as well as nursing students and other health professionals.

- An accessible, user-friendly guide to the entire paediatric curriculum
- Thoroughly updated to reflect changes in understanding of childhood illness over the last 5 years

- Includes brand new chapters on Palliative Care (an emerging area in the specialty), psychological issues, and ethics in child health
- Includes coverage of advances in genetics, screening and therapy of childhood illness
- Includes a companion website featuring self-assessment case studies, MCQs, and brand-new videos of the physical examination of the child

Primary market: Medical students in all years of medical school; Foundation Year Doctors, Nurse Practitioners, GP trainers, A&E nurses.


Lawrence Miall is Consultant in Neonatal Medicine and Honorary Senior Lecturer, Leeds Teaching Hospitals NHS Trust and University of Leeds, Leeds, UK.

Mary Rudolf is Professor of Child Health and Consultant Paediatrician, University of Leeds and Leeds Community Health Care Trust, Leeds General Infirmary, Leeds, UK.

Dominic Smith is Consultant Paediatrician, Department of Child Health, York Teaching Hospital and Hull York Medical School, York, UK.

Rights sold: Greek, Japanese, Lithuanian

Rights sold to previous edition: Greek, Kazakh, Portuguese



Neonatology at a Glance, 3e

Tom Lissauer, Avroy A. Fanaroff

9781118767436

200 pp. / \$43.95 / June 2015

Neonatology at a Glance provides a concise, illustrated overview of neonatal medicine. Written by leading international experts, it provides essential information on perinatal medicine, delivery, the normal newborn infant and neonatal problems encountered in neonatal intensive care units and their management.

Each topic is supported by excellent illustrations, diagrams, and video clips to show neonatal resuscitation and stabilizing the sick newborn, normal examination, the baby with hypoxic-ischemic encephalopathy, recognition of seizures and practical procedures.

Neonatology at a Glance:

- Provides a full-colour comprehensive overview of neonatology including nutrition, special baby units, critical care for babies, pre-term problems as well as systems-based conditions and palliative care
- Organised according to conditions affecting the infant before birth including foetal medicine, the normal newborn infant, followed by neonatal problems
- Covers challenging topics including pain, ethical issues, quality improvement, evidence-based medicine and palliative care
- Includes invaluable advice on practical procedures, in text and diagrammatic form
- Has been updated to reflect current practice in both the UK and US

Primary market: Junior Doctors, Paediatric trainees, Neonatal nurses, obstetric trainees, neonatology residents.

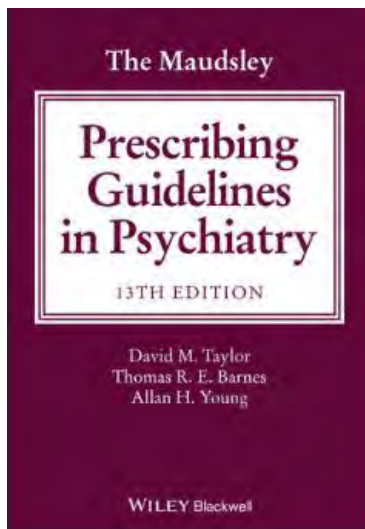
Dr Tom Lissauer is Hon Consultant Neonatologist, Imperial College Healthcare Trust, and Consultant Paediatric Programme Director at the Institute of Global Health, Imperial College, London, and the author of the market-leading *Illustrated Textbook of Paediatrics*.

Dr Avroy A. Fanaroff is Eliza Henry Barnes Chair of Neonatology at Rainbow Babies & Children's Hospital, and Professor of Pediatrics and Reproductive Biology at Case Western Reserve University School of Medicine, Cleveland, Ohio, USA

Rights sold: Greek, Russian

Rights sold to previous edition: German, Greek, Spanish, Turkish

Psychiatry



The Maudsley Prescribing Guidelines in Psychiatry, 13e

David M. Taylor, Thomas R. E. Barnes,
Allan H. Young

9781119442608

872 pp. / \$99.00 / July 2018

The revised 13th edition of the essential international reference for the prescribing of drugs for patients with mental health disorders

The revised and updated 13th edition of *The Maudsley Prescribing Guidelines in Psychiatry* provides up-to-date information, expert guidance on prescribing practice in mental health, including drug choice, treatment of adverse effects and how to augment or switch medications. The text covers a wide range of topics including pharmacological interventions for schizophrenia, bipolar disorder, depression and anxiety, and many other less common conditions. There is advice on prescribing in children and adolescents, in substance misuse and in special patient groups.

This world-renowned guide has been written in concise terms by an expert team of psychiatrists and specialist pharmacists. The *Guidelines* help with complex prescribing problems and include information on prescribing psychotropic medications outside their licensed indications as well as potential interactions with other medications and substances such as alcohol, tobacco and caffeine. In addition, each of the book's 165 sections features a full

reference list so that evidence on which guidance is based can be readily accessed. This important text:

- Is the world's leading clinical resource for evidence-based prescribing in day-to-day clinical practice and for formulating prescribing policy
- Includes referenced information on topics such as transferring from one medication to another, prescribing psychotropic medications during pregnancy or breastfeeding, and treating patients with comorbid physical conditions, including impaired renal or hepatic function.
- Presents guidance on complex clinical problems that may not be encountered routinely

Written for psychiatrists, neuropharmacologists, pharmacists and clinical psychologists as well as nurses and medical trainees, *The Maudsley Prescribing Guidelines in Psychiatry* are the established reference source for ensuring the safe and effective use of medications for patients presenting with mental health problems.

Primary market: Psychiatrists of all grades, Nurses, Pharmacists, Doctors in general training Students of medicine, pharmacy and nursing.

David Taylor is Director of Pharmacy and Pathology at the Maudsley Hospital and Professor of Psychopharmacology at King's College, London. He has published over 275 research and review papers and written or co-written four textbooks and over twenty book chapters.

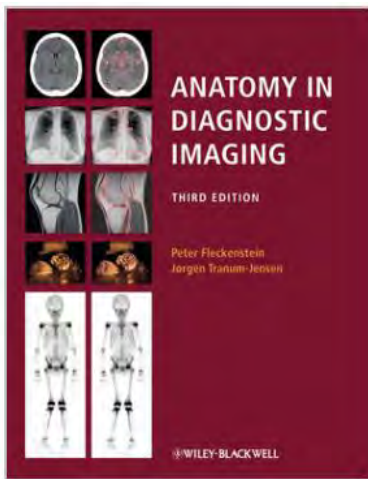
Professor Allan Young, MB, ChB, MPhil, PhD, FRCPC, FRCPsych holds the Chair of Mood Disorders and is Director of the Centre for Affective Disorders in the Department of Psychological Medicine in the Institute of Psychiatry at King's College London, UK.

Thomas R. E. Barnes MD FRCPsych DSc is Emeritus Professor of Clinical Psychiatry at Imperial College London and joint-head of the Prescribing Observatory for Mental Health (POMH-UK) at the Royal College of Psychiatrists' Centre for Quality Improvement. His research has focused on schizophrenia and its pharmacological treatment, generating over 250 research and review papers and numerous book chapters.

Rights sold: Japanese, Turkish

Rights sold to the previous edition: Japanese, Portuguese, Simplified Chinese, Turkish

Radiology & Imaging



Anatomy in Diagnostic Imaging, 3e

Peter Fleckenstein, Jørgen Trandum-Jensen

9781405139915

520 pp. / \$101.75 / October 2014

Winner of the Radiology category at the BMA Book Awards 2015

Now in its third edition, *Anatomy in Diagnostic Imaging* is an unrivalled atlas of anatomy applied to diagnostic imaging. The book covers the entire human body and employs all the imaging modalities used in clinical practice; x-ray, CT, MR, PET, ultrasound and scintigraphy. An introductory chapter explains succinctly the essentials of the imaging and examination techniques drawing on the latest technical developments.

In view of the great strides that have been made in this area recently, all chapters have been thoroughly revised in this third edition. The book's original and didactically convincing presentation has been enhanced with over 250 new images. There are now more than 900 images, all carefully selected in order to be user-friendly and easy-to-read, due to their high quality and the comprehensive anatomical interpretation directly placed alongside every one.

Both for medical students and practicing doctors, *Anatomy in Diagnostic Imaging* will serve as the go-to all-round reference collection linking anatomy and modern diagnostic imaging.

- Third edition of a best-selling reference work essential for all radiologists and radiology students, clerks, and residents.
- A basic atlas of anatomy applied to diagnostic imaging covering entire human body.
- Employs all imaging modalities used in clinical practice; X-ray, CT, MR, ultrasound and scintigraphy.
- Features over 900 high-quality images, including hundreds of new and improved images compared with the previous edition.
- New edition expanded to include extra coverage of MRI as well as PET scanning.

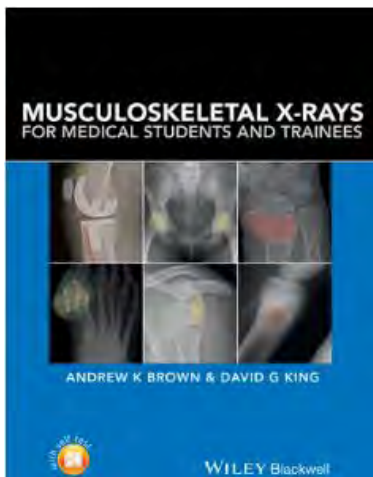
Primary market: Medical students; radiology residents, clerks, and house officers; radiologists; radiographers and other medical personnel working with diagnostic imaging.

Peter Fleckenstein MD, Chief Radiologist, Gentofte Hospital, University of Copenhagen, Denmark

Jørgen Trandum-Jensen MD, Associate Professor of Anatomy, Panuminstitutet, University of Copenhagen, Denmark

Rights sold: Greek, Italian, Simplified Chinese, Spanish

Rights sold to previous editions: German, Portuguese, Spanish, Simplified Chinese



radiographers, and is ideal for both study and clinical reference.

Dr Andrew Brown is a Consultant Rheumatologist and Senior Lecturer in Medical Education at Hull York Medical School, and as such is involved in all aspects of undergraduate and postgraduate education with an emphasis on his clinical discipline of musculoskeletal medicine.

Dr David King is a Consultant Musculoskeletal Radiologist based at The York Teaching Hospital. He teaches musculoskeletal radiology to medical students, trainees in radiology, orthopaedics and emergency medicine, as well as professionals allied to medicine.

Musculoskeletal X-Rays for Medical Students and Trainees

Rights sold: Japanese, Russian

Andrew K. Brown, David G. King

9781118458730

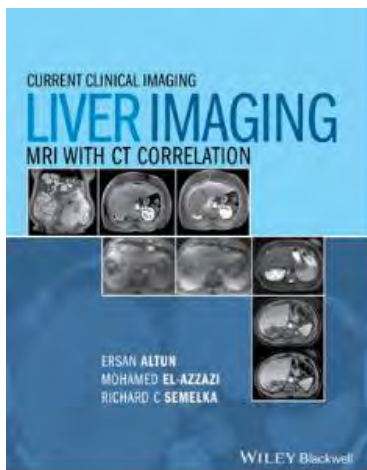
200 pp. / \$38.99 / August 2016

Musculoskeletal X-rays for Medical Students teaches medical students, as well as junior doctors, nurses and student radiographers, the basics of reading and present musculoskeletal radiographs, and the main pathologies to look for, using an effective colour overlay system to highlight the abnormalities.

Musculoskeletal X-rays for Medical Students provides the key principles and skills needed for the assessment of normal and abnormal musculoskeletal radiographs. With a focus on concise information and clear visual presentation, it uses a unique colour overlay system to clearly present abnormalities.

- Covers introductory principles, normal anatomy and common pathologies, in addition to disease-specific sections covering adult and paediatric practice.
- Presents two sets of side-by-side radiographs: the first as seen in the clinical setting and the second with clearly highlighted anatomy and pathology, using a unique colour overlay system.
- Includes self-assessment to test knowledge and presentation techniques.
- Presents the key principles and skills the trainee medical and para-medical practitioner needs for the assessment of normal and abnormal musculoskeletal radiographs.

Musculoskeletal X-rays for Medical Students is designed for medical students, junior doctors, nurses and



Mohamed El-Azzazi MD, PhD

Associate Professor of Radiology, University of Dammam, Saudi Arabia; Consultant in the Department of Radiology, King Fahd Hospital of the University, Saudi Arabia; Assistant Professor of Radiology, University of Al Azhar, Cairo, Egypt;

Clinical Research Scholar, Department of Radiology, University of North Carolina, Chapel Hill, NC, USA

Richard C Semelka MD

Professor of Radiology, Abdominal Imaging, Department of Radiology, Director of MRI Services, Vice Chair of Quality and Safety, The University of North Carolina at Chapel Hill, NC, USA

Liver Imaging: MRI with CT Correlation

Rights sold: Simplified Chinese

Ersan Altun, Mohamed El-Azzazi, Richard C. Semelka

9780470906255

328 pp. / \$149.95 / May 2015

This is the first single source work to deal with the two primary radiologic modalities in diagnosing and treating benign and malignant diseases of the liver, presented with clearly laid out MRI and CT correlations. Developed by an editor team led by one of the world's leading authorities in abdominal imaging, Richard C. Semelka MD.

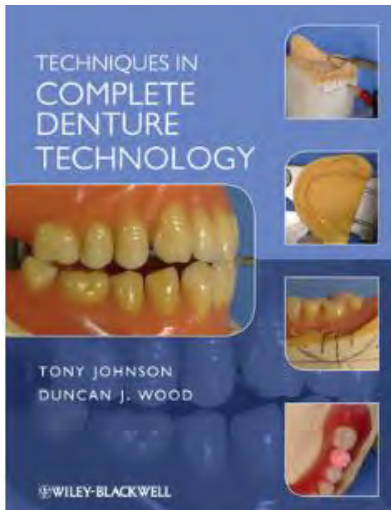
- User-friendly, atlas-style presentation, with over 1500 MRI and CT images in over 320 figures featuring state-of-the-art MR and CT imaging sequences, multidetector row CT images, 3D reformatted images, breath-hold MRI sequences, and cutting-edge MR 3T images.
- Highly practical approach for imaging of focal and diffuse liver lesions, complete relevant and systematic (differential) diagnostic information, the latest references to primary literature and clinical evidence, and patient management possibilities.
- Reflects a pattern-recognition approach to MRI and CT imaging, assisting with efficient scanning of images and assessment and diagnosis of disorders.

Market: Practicing radiologists, radiology residents, specialists with an interest in the liver such as hepatologists, medical oncologists, radiation oncologists, gastroenterologists, and hepatic surgeons.

Ersan Altun MD

Associate Professor of Radiology, Attending Radiologist, Abdominal Imaging Department of Radiology, The University of North Carolina at Chapel Hill, NC, USA

Dental Technology & Materials Science



Techniques in Complete Denture Technology

Tony Johnson, Duncan J. Wood

9781405179096

112 pp. / \$76.99 / January 2012

This practical manual focuses on the discipline of complete denture technology. It sets out the ideal properties of complete dentures and provides the reader with techniques for achieving these when carrying out any stage in the production process. Procedures are clearly set out in step-by-step format and fully illustrated with clinical photographs.

Techniques in Complete Denture Technology discusses all the various elements that are essential for optimum denture provision, including fit, retention, stability, occlusion, muscular control, aesthetics and materials. It is essential reading for dental technicians, clinical dental technicians and maxillo-facial prosthetists, as well as providing a valuable resource for dentists and students.

- Provides techniques for achieving the ideal properties of complete dentures
- Discusses fit, retention, stability, occlusion, muscular control, aesthetics and materials
- Full of easy to follow step-by-step procedures
- Written by an experienced and established author team
- Highly illustrated with full colour clinical photos

Primary audience: Dental Technicians, Clinical Dental Technicians, Maxillo-facial Prosthetists, Dentists.
Secondary audience: Final year students in dentistry and dental technology.

Dr Anthony Johnson (Editor) is Senior Lecturer in the Department of Adult Dental Care at the University of Sheffield with responsibility for the Dental Technology Unit (DTU).

Dr. D. Patrick is a Dental Instructor in the Dental Technology Unit at the University of Sheffield.


Dr Christopher.W. Stokes is Lecturer in the Department of Adult Dental Care at the University of Sheffield.

Mr David.G.Wildgoose is a Dental Instructor in the Dental Technology unit at the University of Sheffield and is Deputy Director of the Dental Advice Research and Technology Services. He is on the Editorial Board for the Journal of Dental Technology (Quintessence).

Mr. D. Wood is a Dental Instructor in the Dental Technology Unit at the University of Sheffield.

Rights sold: Bahasa Indonesian, Russian, Simplified Chinese

General Dentistry



Dental Caries: The Disease and its Clinical Management, 3e

Ole Fejerskov, Bente Nyvad

9781118935828

480 pp. / \$150.75 / May 2015

First published in 2003, *Dental Caries: The Disease and Its Clinical Management* has become the leading resource on cariology. In this highly anticipated new edition, the editors maintain the same focus on high-level coverage of the disease etiology and process, clinical management best-practice, and wider public health issues connected with dental caries management, including an enhanced focus on the 'caries control concept'. The aim is to link theory with clinical performance, making prevention, diagnosis and restorative procedures evidence based. The structure of the book has been completely overhauled, with the same coverage streamlined in order to distil information effectively.

The book is divided into six main sections:

- An overview of the disease and its prevalence
- The caries lesion and its biological determinants
- Diagnosis
- Controlling dental caries
- Operative intervention
- Caries control in special populations

With contributions from international experts in research and clinical practice, the third edition of *Dental Caries* is an unrivalled guide to tooth decay, and a must-have resource

for undergraduate and postgraduate students in restorative dentistry as well as all practitioners looking to develop their clinical skills.


Ole Fejerskov is former professor of Cariology and Restorative Dentistry at Aarhus University and former head of the Danish National Research Foundation. He is Professor at the Institute of Biomedicine at Aarhus University, Denmark.

Bente Nyvad is Professor of Cariology at the School of Dentistry at Aarhus University, Denmark. She is an Associate Editor of *Caries Research*.

Edwina Kidd is Professor Emerita of Dental Cariology at King's College London Dental Institute.

Rights sold: Bahasa Indonesian, Korean, Persian, Portuguese, Simplified Chinese

Implant Dentistry



Dental Implant Complications: Etiology, Prevention, and Treatment, 2e

Stuart J. Froum

9781118976456

736 pp. / \$199.99 / November 2015

Dental implants have become one of the most popular and rapidly growing techniques for replacing missing teeth. While their predictability, functionality, and durability make them an attractive option for patients and clinicians alike, complications can arise at any stage from patient assessment to maintenance therapy. *Dental Implant Complications: Etiology, Prevention, and Treatment, Second Edition* updates and expands the hallmark first edition, which was the first comprehensive reference designed to provide clinicians of all skill levels with practical instruction grounded in evidence-based research. Featuring cases from a variety of dental specialties, the book covers the most commonly occurring implant complications as well as the unique.

The book is organized sequentially, guiding the reader through complications associated with the diagnosis, treatment planning, placement, restoration, and maintenance of implants at any stage. Complications associated with various bone augmentation and sinus lift procedures are also discussed in detail with emphasis on their etiology and prevention. Each chapter utilizes a highly illustrated and user-friendly format to showcase key pedagogical features, including a list of "take home tips"

summarizing the fundamental points of each chapter. New chapters include discussions of complications from drug prescribing, implant naturalization, cemented restorations, loose implant restoration syndrome, and craniofacial growth.

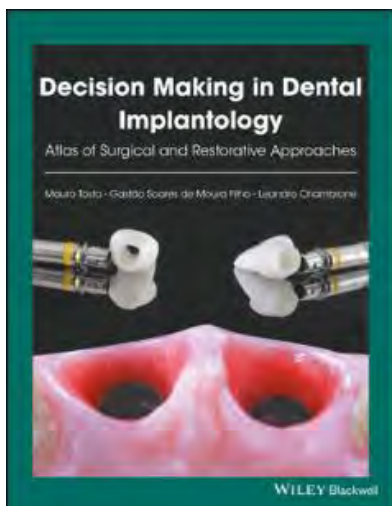
- Comprehensive, definitive reference using evidence-based research to provide practical instruction on implant etiology, prevention, and management
- Covers the most common complications as well as the unique
- Highly illustrated, user-friendly format by leading experts worldwide
- Includes Take Home Tips summarizing key points at the end of each chapter
- Expanded section on management of implant complications by the experts, featuring many more case studies

Primary market: Periodontists, oral surgeons, prosthodontists, esthetic dentists. Secondary market: dental schools

Stuart J. Froum, DDS, is a Diplomate of American Board of Periodontology, Clinical Professor Department of Periodontology and Implant Dentistry, New York University Krieser Dental Center, Director of Clinical Research at the Department of Periodontology and Implant Dentistry, NYU Dental Center, and maintains a Private Practice limited to Periodontics & Implant Dentistry in New York City. Dr. Froum is Past President of the American Academy of Periodontology. He lectures nationally and internationally, has authored over 100 published research articles, and has authored and contributed to several books related to periodontics and implant dentistry.

Rights sold: Polish, Russian, Simplified Chinese

Rights sold to previous edition: Italian, Korean, Orthodox Chinese, Portuguese, Simplified Chinese, Turkish



Decision Making in Dental Implantology: Atlas of Surgical and Restorative Approaches

Mauro Tosta, Gastão Soares de Moura Filho, Leandro Chambrone

9781119225942

424 pp. / \$179.99 / January 2018

Decision Making in Dental Implantology: Atlas of Surgical and Restorative Approaches offers an image-based resource to both the surgical and restorative aspects of implant therapy, presenting more than 2,000 color images with an innovative case-by-case approach.

- Takes a highly pictorial approach to all aspects of implant dentistry
- Discusses both the surgical and restorative aspects of implant therapy in a single resource
- Describes a wide range of clinical scenarios likely to be encountered in daily practice
- Covers anterior, posterior, and full-mouth restorations
- Presents more than 2,000 color images showing the basic concepts and clinical cases

Primary market: Periodontists, oral surgeons, prosthodontists, implant dentists, and residents in all these areas.

Mauro Tosta, DDS, MSc, PhD, is a specialist in Periodontology and Dental Implantology, ITI Fellow and Speaker, Leadership Team - Brazilian Section, and owns a

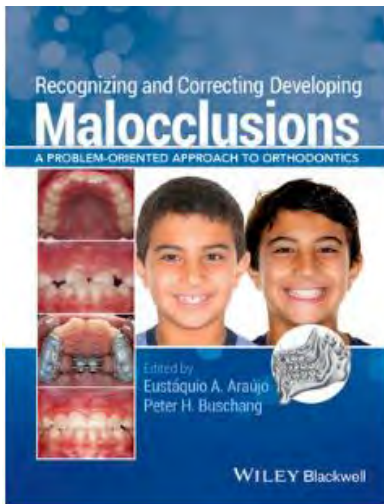
private practice focused in Esthetic Dentistry, Oral Rehabilitation, Periodontics and Implantology in São Paulo, Brazil.

Gastão Soares de Moura Filho, DDS, MSc, PhD, is a Fellow and Speaker of the Brazilian Section of ITI -- International Team for Oral Implantology and is in private practice in São Paulo, Brazil.

Leandro Chambrone, DDS, MSc, PhD is an Associate Professor in the Unit of Basic Oral Investigation (UIBO) at El Bosque University in Bogotá, Colombia and Visiting Assistant Professor in the Department of Periodontology at the University of Iowa in Iowa City, Iowa, USA.

Rights sold: Portuguese, Russian, Simplified Chinese, Turkish

Orthodontics



Recognizing and Correcting Developing Malocclusions: A Problem-Oriented Approach to Orthodontics

Eustaquio A. Araujo, Peter H. Buschang

9781118886120

272 pp. / \$159.99 / January 2016

Recognizing and Correcting Developing Malocclusions provides an evidence-based approach to early treatment, an often-controversial topic. Based on decades of experience in clinical practice and education, Drs. Araújo and Buschang clearly present treatment protocols for mixed-dentition patients with various malocclusions and other orthodontic problems. Class I, Class II, and Class III malocclusions are covered extensively, along with eruptive deviations and open-bite malocclusions. The literature is comprehensively reviewed to ensure that the reader thoroughly understands the development, phenotypic characteristics and etiology of each type of malocclusion. Taking a problem-oriented approach, the authors provide detailed information for each case, develop comprehensive problem lists, and then provide evidence-based treatment solutions. The clinical focus of the text is ideal suited for private-practice clinician, with numerous references and academic underpinnings to ensure its suitability for orthodontic and pediatric dentistry residents.

- Focuses solely on mixed dentition orthodontic treatments

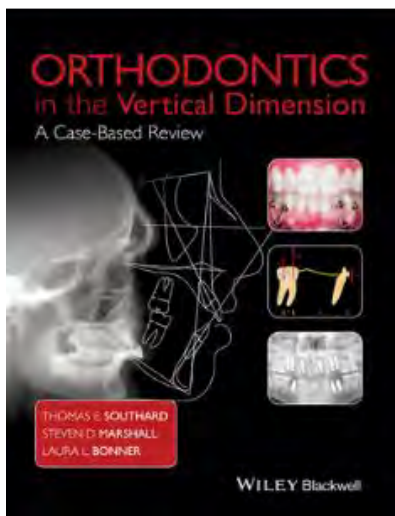
- Great variety of case studies, with 5 to 10 cases per chapter
- Each case is presented in the format of a problem list and evidence-based solutions
- More than 300 clinical photographs and radiographs

Primary market: Orthodontics residents, orthodontists.
Secondary market: Pediatric dentists, general dentists.

Eustaquio Afonso Araújo, DDS, MDS, is the Pete Sotiropoulos Endowed Professor of Orthodontics, Clinic Director of Orthodontics, and Associate Executive Director at the Center for Advanced Dental Education at Saint Louis University in Saint Louis, Missouri. Dr. Araújo is also Adjunct Visiting Professor at Kunghee University in Seoul, South Korea and at the Pontifícia Universidade Católica de Minas Gerais in Belo Horizonte, Brazil. He is a Diplomate of both the American and the Brazilian Board of Orthodontics. For the past 35 years Dr. Araujo has dedicated his life to academics and the practice of the specialty.

Peter H. Buschang, MA, PhD, is a Regents Professor, the Peter H. Buschang Endowed Professor of Orthodontics, and the director of research in the Department of Orthodontics at the Texas A&M University Baylor College of Dentistry in Dallas, Texas. He has been teaching craniofacial growth, development adaptations to orthodontic and surgical treatments, and research design & methodology to graduate students and residents for more than 30 years. Dr. Buschang has mentored more than 150 MS and PhD students, has published more than 270 peer-reviewed articles and book chapters, and has also given numerous invited lectures and continuing education courses. He is the only honorary member of both the American Association of Orthodontics and the Edward H. Angle Society.

Rights sold: Greek, Korean, Portuguese, Simplified Chinese



Orthodontics in the Vertical Dimension: A Case-Based Review

Thomas E. Southard, Steven D. Marshall,
Laura L. Bonner

9781118870211

544 pp. / \$179.99 / July 2015

This is the only book on the market focusing on orthodontics from the vertical dimension, featuring case-based presentations.

This case-based clinical text is an exhaustive review of orthodontic problems in the vertical dimension, with evidence-based guidelines for successful diagnosis and treatment. A total of 21 cases address dental deep bites, skeletal deep bites, dental open bites, skeletal open bites, and posterior open bites. Each case includes pretreatment, interim, and posttreatment orthodontic records, as well as references to provide a solid evidence base for decision making. Written with a clinical focus, *Orthodontics in the Vertical Dimension* is ideal for the practicing orthodontist and makes an excellent resource for residents in pursuit of board certification.

- Detailed case-based scenarios for treatment of open bites and deep bites
- Cases presented in question-and-answer format to encourage thought
- Clinical photographs and radiographs

Primary market: Orthodontic residents, orthodontists.

Thomas E. Southard, DDS, MS, is Professor and Chair, Department of Orthodontics, College of Dentistry, The

University of Iowa, USA.

He is Diplomate of the American Board of Orthodontics.


Steven D. Marshall, DDS, MS, is Visiting Professor, Department of Orthodontics, College of Dentistry, The University of Iowa, USA.

He is Diplomate of the American Board of Orthodontics.

Laura L. Bonner, DDS, MS, is Visiting Assistant Professor, Department of Orthodontics, College of Dentistry, The University of Iowa, USA.

She is Diplomate of the American Board of Orthodontics.

Rights sold: Korean, Portuguese, Simplified Chinese



Adrian Becker is a Professor in the Department of Orthodontics at the Hebrew University-Hadassah School of Dental Medicine in Jerusalem, Israel. He has published over 130 scientific articles in leading refereed international journals, 6 book chapters and runs a "troubleshooting impacted teeth" website at www.dr-adrianbecker.com.

Rights sold: Spanish, Portuguese

Orthodontic Treatment of Impacted Teeth, 3e

Adrian Becker

9781444336757


456 pp. / \$183.99 / April 2012

Orthodontic Treatment of Impacted Teeth provides its readers with a gold-standard resource to tackle common, complex and multi-factorial clinical scenarios. Rooted firmly in the scientific reality, it also provides a valuable repository of the evidence-base for this subject area.

The third edition of this classic text has been fully revised and updated to reflect the latest advances in research and clinical practice. It discusses recent developments in the periodontal outcome of surgical exposure of impacted teeth, and also incorporates more protocols for routine cases. This enables clinicians to develop their skills in the simpler cases, as well as to improve their understanding of complex and rare presentations. An especially useful chapter looks at failure and impending failure, providing a valuable insight into the real-life management of impacted teeth. The author describes how to recognize failure and proposes ways to avoid it, frequently illustrating them with cases from his own clinic.

- Fully revised and updated classic
- Coverage expanded to include protocols for routine, as well as complex cases
- Includes new chapter on extreme tooth displacement and complicating factors
- Provides unparalleled coverage of the evidence base
- Highly illustrated in full colour

Pediatric Dentistry



Behavior Management in Dentistry for Children, 2e

Gerald Z. Wright, Ari Kupietzky

9781118547533

264 pp. / \$95.99 / April 2014

Guiding patient behavior is as important as ever for the practicing dentist, and the behavior of pediatric patients is perhaps the most challenging to manage. Drs. Wright and Kupietzky here update Dr. Wright's classic work on managing pediatric dental patients.

Behavior Management in Dentistry for Children, 2nd Edition, has been entirely rewritten and includes the latest and most effective management strategies from an international team of experts in the field. The book addresses the influence of family and parenting styles on children's behavior and the factors that determine how children behave in the dental office. Pharmacological and non-pharmacological management techniques are described in depth, as are techniques for dealing with special needs patients. Clinical scenarios are described throughout the book, with practical application of the taught principles. The final part of the book covers the dental environment—training office personnel to manage children's behavior, practical considerations for behavior guidance, and the effects of the physical dental office environment.

- Incorporates the triangle of the dentist-parent-child relationship and includes society's role in pediatric oral health
- Behavior management strategies comprise current best practice

- Contributors include renowned experts from around the world

Primary market: Pediatric residents, 4th year DDS students, pediatric dentists. Secondary market: General dentists.

Dr. Gerald Z. Wright is a Diplomate and past president of the American Board of Pediatric Dentistry and Fellow of the Royal College of Dentists of Canada. He is professor emeritus of Western University. Dr. Wright has edited four textbooks, written numerous peer-reviewed articles about behavior management of the pediatric dental patient and served on the editorial board of four journals. Dr. Wright is past Secretary General of the International Association of Paediatric Dentistry and has received many professional honors, including receiving the Medal of Paris for his work with children, and the *Honoris Doctoris Causa* awarded by the Belarussian State Medical University for his work in that country.

Dr. Ari Kupietzky is a Fellow of the American Academy of Pediatric Dentistry and Diplomate of the American Board of Pediatric Dentistry. He served as a member of the editorial boards of the *Journal of Dentistry for Children* and *Pediatric Dentistry* and is currently an abstracts editor for the latter journal. Dr. Kupietzky has published numerous articles on the topic of behavior management in leading journals of pediatric dentistry and authored two chapters in textbooks on behavioral dentistry and medical ethics. Currently, Dr. Kupietzky is performing research on the dental treatment of the very young child and practices pediatric dentistry in his private practice. He teaches part time at the Department of Pediatric Dentistry of the Hebrew University--Hadassah School of Dental Medicine in Jerusalem and is Visiting Professor at Rutgers School of Dental Medicine in Newark, New Jersey. Dr. Kupietzky is a popular speaker and has lectured throughout Europe and the United States.

Rights sold: Korean, Simplified Chinese



Diagnosis and Treatment of Furcation-Involved Teeth

Luigi Nibali

9781119270652

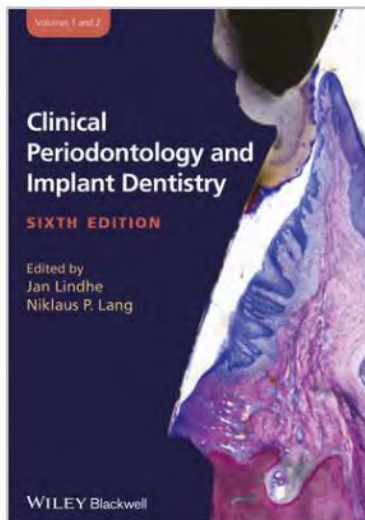
304 pp. / \$110.00 / August 2018

Diagnosis and Treatment of Furcation-Involved Teeth offers dental professionals a comprehensive review of the aetiology and diagnosis of furcation defects, including treatment options.

- Provides a practical manual for the successful diagnosis and treatment of a therapeutic challenge for general dentists and periodontists
- Presents illustrative photographs of clinical cases and procedures
- Offers a helpful chapter on patient-reported outcomes
- Includes a companion website with video clips and case studies

Primary market: Periodontists, as well as general dental practitioners, endodontists. and restorative dentists.

Luigi Nibali is a specialist periodontist and Senior Clinical Lecturer in the Centre for Immunobiology and Regenerative Medicine and Centre for Oral Clinical Research, Queen Mary University of London, UK.



Clinical Periodontology and Implant Dentistry, 2 Volume Set, 6e

Niklaus P. Lang, Jan Lindhe

9780470672488

1480 pp. / \$327.50 / June 2015

Now in its sixth edition, *Clinical Periodontology and Implant Dentistry* is the must-have resource for practitioners specializing in periodontal care and implant dentistry.

The chapters have been extensively revised with 40% of the content new to this edition. Maintaining the widely praised two-volume format introduced in the previous edition, the editorial team has once again brought together the world's top international specialists to share their expertise on all aspects of periodontology, periodontal health and the use of implants in the rehabilitation of the periodontally compromised patient. Seamlessly integrating foundational science, practical clinical protocols, and recent advances in the field, *Clinical Periodontology and Implant Dentistry, Sixth Edition* enhances its stellar reputation as the cornerstone reference work on periodontology.

- New edition of the cornerstone reference work on periodontology
- Essential reading for students, researchers and specialists in implantology and periodontology
- Presents a unique distillation of periodontology by an expert group of authors under the guidance of a world-renowned editorial team

- Features extensive revisions and updates to reflect the most recent advances in the field
- Seamlessly integrates the foundational science behind periodontology with practical clinical protocols in two comprehensive volumes

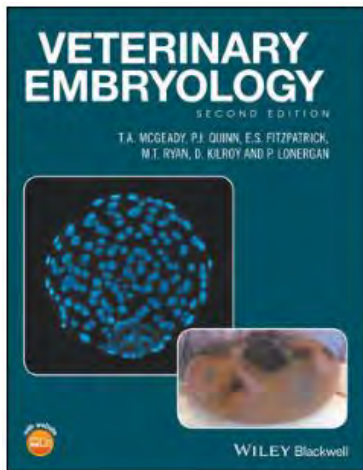
Primary market: Graduate students, researchers, specialists in implant dentistry and periodontology; undergraduate students; general dental practitioners.

Professor Niklaus P. Lang is Honorary Professor at the Faculty of Dentistry, The University of Hong Kong, Honorary Professor at University College London, Guest Professor at the University of Zurich and Professor Emeritus at the University of Bern.

Professor Jan Lindhe is a world-renowned clinical research scientist specializing in periodontology.

Rights sold: Italian, Korean, Portuguese, Russian, Spanish, Simplified Chinese, Turkish

Veterinary Anatomy & Physiology



Veterinary Embryology, 2e

T. A. McGeady, P. J. Quinn, E. S. Fitzpatrick, M. T. Ryan, D. Kilroy, P. Lonergan

9781118940617

400 pp. / \$74.99 / January 2017

Veterinary Embryology, 2nd Edition, has been updated to reflect the many changes that have developed in the field; the text has been fully revised and expanded and is now in full colour and many pedagogical features and a companion website have been developed.

- A new edition of this highly successful student textbook, updated to reflect the latest developments in the field of embryology, with the inclusion of four new chapters
- Written by a team of authors with extensive experience of teaching this subject
- Short concise chapters on key topics describe complex concepts in a user-friendly way
- Additional tables, flow diagrams and numerous hand-drawn illustrations support the concepts presented in the text
- Now in full colour and many pedagogical features and a companion website have been developed

Primary market: Veterinary Students, veterinary libraries.

Thomas McGeady is former Dean of the Veterinary Faculty of University College Dublin. His academic career was spent in the Department of Veterinary Anatomy,

Faculty of Veterinary Medicine, UCD, where he taught comparative embryology and developmental anatomy to veterinary students.

PJ Quinn was Professor of Veterinary Microbiology and Parasitology and Head of the Department in the School of Veterinary Medicine, University College Dublin, from 1985 to 202. He is the senior co-author of, amongst others *Veterinary Microbiology and Microbial Disease* (2nd edition 2011), and *Concise Review of Veterinary Microbiology* (2nd edition 2016).

Eamonn Fitzpatrick is former Chief Technical Officer in the Department of Veterinary Anatomy, University College Dublin. He is a Fellow of the Institute of Biomedical Science and taught veterinary anatomy and histology for over 25 years.

Marion Ryan is Senior Technical Officer and provides molecular biology support to the School of Veterinary Medicine, University College Dublin. She has published papers in a wide range of peer-reviewed journals for over 20 years.


David Kilroy is College Lecturer in Veterinary Biosciences in the School of Veterinary Sciences, University College Dublin. He has previously taught anatomy and embryology to students of science and veterinary medicine at the Royal Veterinary College, London.

Patrick Lonergan is Professor of Animal Reproduction in the School of Agriculture and Food Science, University College Dublin.

Rights sold: Japanese

Rights sold to previous edition: Croatian, Italian, Japanese, Korean, Turkish

Veterinary Anesthesia, Analgesia & Pain Medicine



Veterinary Anesthesia and Analgesia: The Fifth Edition of Lumb and Jones

Kurt A. Grimm, Leigh A. Lamont, William J. Tranquilli, Stephen A. Greene, Sheilah A. Robertson

9781118526231

1072 pp. / \$149.99 / May 2015

Veterinary Anesthesia and Analgesia: The Fifth Edition of Lumb and Jones is a reorganized and updated edition of the gold-standard reference for anesthesia and pain management in veterinary patients, now in full color.

- Provides a thoroughly updated edition of this comprehensive reference on veterinary anesthesia and analgesia, combining state-of-the-art scientific knowledge and clinically relevant information
- Covers immobilization, sedation, anesthesia, and analgesia of companion, wild, zoo, and laboratory animals
- Takes a body systems approach for easier reference to information about anesthetizing patients with existing conditions
- Adds 10 completely new chapters with in-depth discussions of perioperative heat balance, coagulation disorders, pacemaker implantation, cardiac output measurement, cardiopulmonary bypass, shelter anesthesia and pain management, anesthetic risk

assessment, principles of anesthetic pharmacology, and more

- Now printed in color, with more than 400 images

Primary market: Veterinary practitioners, specialists, and researchers working with domestic, wild, zoo, and laboratory animal species.

Kurt A. Grimm, DVM, MS, PhD, DACVAA, DACVCP, is the Founder of Veterinary Specialist Services, Conifer, Colorado, USA.

Leigh A. Lamont, DVM, MS, DACVAA, is an Associate Professor of Anesthesiology at the Atlantic Veterinary College, University of Prince Edward Island, Canada.

William J. Tranquilli, DVM, MS, DACVAA, is a Professor Emeritus at the University of Illinois College of Veterinary Medicine and the President of Veterinary Outdoor Recreation and Continuing Education (VORCE) Inc., USA.

Stephen A. Greene, DVM, MS, DACVAA, is Professor in Anesthesiology at Washington State University, Pullman, Washington, USA.


Sheilah A. Robertson, BVMS (Hons), PhD, DACVAA, DECVA, DACAW, DECAWBM (WSEL), Specialist in Welfare Science, Ethics and Law, MRCVS, is Associate Professor in Anesthesia at Michigan State University, East Lansing, Michigan, USA.

Rights sold: Portuguese, Simplified Chinese

Rights sold to previous editions: Japanese, Portuguese

Veterinary Clinical Pathology & Laboratory Medicine

Primary market: Veterinary general practitioners, veterinary pathologists, veterinary oncologists, and residents in veterinary clinical pathology, anatomic pathology, oncology, internal medicine, and surgery.



Anita R. Kiehl, DVM, MS, Diplomate ACVP, is a veterinary pathologist and co-founder of Florida Vet Path, Inc. and FVP Consultants in Bushnell, Florida, USA.

Maron Brown Calderwood Mays, VMD, PhD, Diplomate ACVP, is a veterinary pathologist and co-owner of Florida Vet Path, Inc. and FVP Consultants in Bushnell, Florida, USA.

Rights sold: Russian, Simplified Chinese, Spanish

Atlas for the Diagnosis of Tumors in the Dog and Cat

Anita R. Kiehl, Maron Brown Calderwood Mays


9781119051213

248 pp. / \$124.99 / September 2016

Atlas for the Diagnosis of Tumors in the Dog and Cat is a diagnostic tool for determining if samples are abnormal and defining the cause of the abnormality, with 386 clinical images depicting normal and abnormal results.

- Offers a brief overview of the methods used to produce a diagnosis and prognosis from a biopsy tissue sample
- Pairs photographs of biopsy samples with photomicrographs of cells obtained via fine needle aspirate
- Includes a useful chapter covering sample handling, staining, and shipping
- Offers a brief overview of the methods used to produce a diagnosis and prognosis from a biopsy tissue sample
- Pairs photographs of biopsy samples with photomicrographs of cells obtained via fine needle aspirate
- Includes a useful chapter covering sample handling, staining, and shipping

Veterinary Emergency & Critical Care



Maureen McMichael, DVM, DACVECC, is a Professor in the Department of Veterinary Clinical Medicine and Section Chief of the Small Animal Emergency and Critical Care Section at the University of Illinois College of Veterinary Medicine in Urbana, Illinois, USA.

Ryan Fries, DVM, DACVIM, is an Assistant Professor in the Department of Veterinary Clinical Medicine (cardiologist) at the University of Illinois College of Veterinary Medicine in Urbana, Illinois, USA.

Rights sold: Russian, Simplified Chinese, Spanish

Life-Threatening Cardiac Emergencies for the Small Animal Practitioner

Maureen McMichael, Ryan Fries

9781119042075


104 pp. / \$49.99 / August 2016

Life-Threatening Cardiac Emergencies for the Small Animal Practitioner offers a quick reference to recognizing and treating common cardiac arrhythmias and emergent cardiac conditions in canine and feline patients, designed for fast access during an emergency.

- Offers quick and easy access to key information for diagnosing and managing arrhythmias and cardiac conditions in dogs and cats
- Designed for ease of use in the fast-paced emergency setting
- Presents clear, reproducible ECGs, radiographs, and echocardiograms for reference and comparison
- Part of the Rapid Reference series providing small animal practitioners with ideal quick references for patient-side guidance

Primary market: Veterinary general practitioners, emergency room vets, and veterinary students.

Veterinary Imaging



Marc-André d'Anjou, DMV, DACVR, is Clinical Radiologist at Centre Vétérinaire Rive-Sud in the Montréal area, as well as at the Faculty of Veterinary Medicine of the Université de Montréal, where he was a professor for ten years.

Rights sold: Greek, Italian, Polish, Simplified Chinese, Spanish

Rights sold to previous editions: Japanese, Korean, Portuguese, Russian, Simplified Chinese, Spanish, Turkish

Atlas of Small Animal Ultrasonography, 2e

Dominique Penninck, Marc-André d'Anjou

9781118359983

584 pp. / \$199.99 / November 2015

Atlas of Small Animal Ultrasonography, Second Edition is a comprehensive reference for ultrasound techniques and findings in small animal practice, with more than 2000 high-quality sonograms and illustrations of normal structures and disorders.


- Provides a comprehensive collection of more than 2000 high-quality images, including both normal and abnormal ultrasound features, as well as relevant complementary imaging modalities and histopathological images
- Covers both common and uncommon disorders in small animal patients
- Offers new chapters on practical physical concepts and artifacts and abdominal contrast sonography
- Includes access to a companion website with over 140 annotated video loops of the most important pathologies covered in each section of the book

Primary market: General practitioners, internal medicine specialists, imaging specialists, internal medicine and imaging residents, veterinary students.

Dominique Penninck, DVM, PhD, DACVR, DECVDI, is Professor of Diagnostic Imaging in the Department of Clinical Sciences, Cummings School of Veterinary Medicine, Tufts University.

Veterinary Nursing & Animal Care

Ryane E. Englar, DVM, DABVP (Canine and Feline Practice) is Assistant Professor of Small Animal Primary Care at Midwestern University College of Veterinary Medicine in Glendale, Arizona, USA.



Rights sold: Japanese, Korean, Orthodox Chinese, Simplified Chinese

Performing the Small Animal Physical Examination

Ryane E. Englar

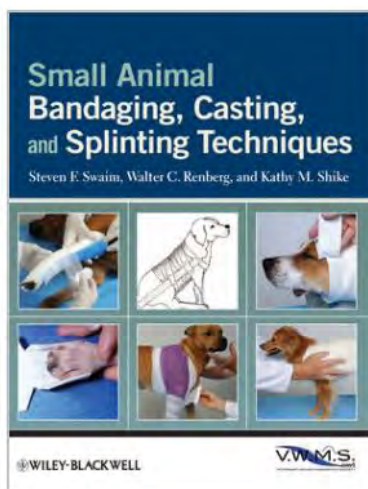
9781119295303

456 pp. / \$124.99 / August 2017

Performing the Small Animal Physical Examination offers an easy-to-follow guide to successfully executing a thorough physical exam in cats and dogs, with nearly 1,000 clinical photographs depicting step-by-step details.

- Provides comprehensive, practical information on the physical examination in small animal patients
- Presents nearly 1,000 color photographs with step-by-step details of the procedures and principles
- Offers advice on preparing the examination room, useful tips, and concrete guidance for examining each body system
- Outlines a systematic, in-depth approach to the initial examination in dogs and cats
- Supports new and experienced veterinarians and veterinary technicians alike in performing a thorough basic exam

Primary market: Veterinary students, veterinary technology students, newly qualified veterinarians, veterinary technicians.



Primary market: Veterinary technicians and nurses, veterinary students, veterinary practitioners.

Steven Swaim, DVM, is a professor emeritus at Auburn University.

Walter Renberg, DVM, DACVS, is an associate professor at Kansas State University.

Kathy Shike, RVT, is a veterinary technician supervisor at Kansas State University.

Rights sold: Czech, German, Italian, Japanese, Korean, Polish, Simplified Chinese, Spanish

Small Animal Bandaging, Casting, and Splinting Techniques

Steven F. Swaim, Walter C. Renberg,
Kathy M. Shike

9780813819624

144 pp. / \$60.25 / February 2011

Small Animal Bandaging, Casting, and Splinting Techniques is a well-illustrated how-to manual covering common bandaging methods used to support and manage both soft tissue and orthopedic conditions in small animal patients.

This highly practical book offers step-by-step procedures with accompanying photographs to aid in the secure and effective application of bandages, casts, and splints, with coverage encompassing indications, aftercare, advantages, and potential complications for each technique.

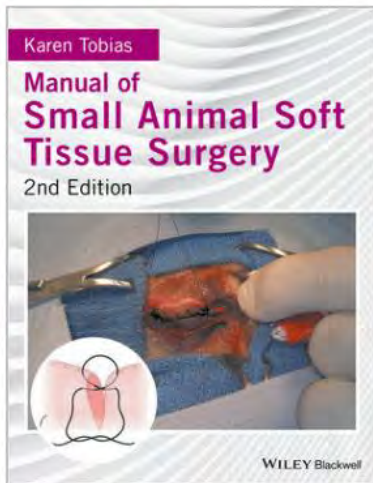
Small Animal Bandaging, Casting, and Splinting Techniques is an indispensable guide for busy veterinary technicians and nurses, as well as veterinarians and veterinary students.

- Provides a practical how-to reference for effectively using bandages, casts, and splints on small animals
- Illustrates proper techniques through step-by-step photographs
- Covers indications, aftercare, advantages, and potential complications
- Includes both soft tissue and orthopedic considerations

Veterinary Surgery, Orthopedics & Trauma

Rights sold: Spanish, Simplified Chinese

Rights sold to previous edition: French, Greek, Japanese,
Korean, Portuguese, Spanish, Turkish



Manual of Small Animal Soft Tissue Surgery, 2e

Karen Tobias

9781119117247

624 pp. / \$104.00 / August 2017

A practical manual for veterinarians at all stages of their training and career, *Manual of Small Animal Soft Tissue Surgery*, Second Edition

- Offers expanded coverage of additional procedures and updates reflecting the latest thinking on surgical techniques
- Provides clear, concise instructions on how to complete common soft tissue surgical procedures
- Pairs step-by step instructions with hundreds of high-quality color photographs and drawings
- Aids small animal veterinary practitioners and students in learning and applying the tips and tricks that experienced surgeons use to make each procedure easier and faster

Primary market: Veterinary students, general practitioners, interns, and first year residents in veterinary surgery.

Karen Tobias, DVM, MS, DACVS, is a Full Professor at the University of Tennessee College of Veterinary Medicine in Knoxville, Tennessee, USA.


ABC series

A lively and up-to-date source of knowledge for those in primary care, for trainee doctors and students


New and bestselling titles:




9781119317258
April 2019



9781118561225
October 2018




9781118793213
April 2018




9780470654743
April 2018




9781118892343
March 2018




9781119266662
January 2018




9780470654880
September 2013



9781119059080
July 2016



9781119134312
March 2017



9781118719756
December 2014



9781444338171
December 2012



9781118850534
September 2015

Speak to your Wiley sales representative today to order!


WILEY
Blackwell

ABC series


A lively and up-to-date source of knowledge for those in primary care, for trainee doctors and students




9781444337969
September 2012




9781119212850
August 2017




9781118520154
July 2014




9781405198165
April 2011




9780470670934
February 2013




9780727916594
March 2004




9781119967255
January 2013



9781405170635
July 2009




9781118777527
October 2015



9781118474020
April 2014



9781118665695
May 2015



9780470671351
October 2012

Speak to your Wiley sales representative today to order!


WILEY
Blackwell

At a Glance series

For healthcare students, residents, and newly qualified practitioners

Covering a wide range of topics, these books are ideal as introductory texts for teaching, learning and revision, and are useful throughout university and beyond. Each bite-sized chapter is covered in a double-page spread with clear, easy-to-follow diagrams, supported by succinct explanatory text.

New this year:




9781118994702
March 2019



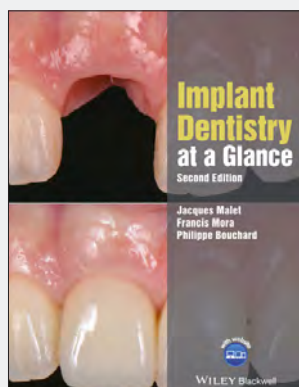
9781118874455
February 2019



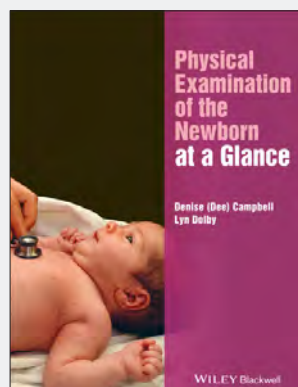
9781119274186
October 2018




9781119138013
October 2018




9781119292609
May 2018




9781119155577
March 2018




9781119233916
March 2018




9781119043867
March 2018




9781118815175
March 2018



9781119078531
March 2018



9781118660904
December 2017



9781118914779
November 2017


Speak to your Wiley sales representative today to order!

WILEY
Blackwell

At a Glance series

For healthcare students, residents, and newly qualified practitioners


Bestselling titles:



9781118902400
December 2015




9781118261354
April 2014



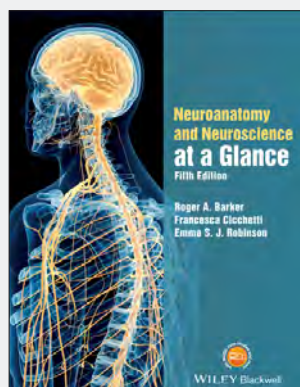
9781118867679
March 2016




9780470659458
June 2014




9781119247272
April 2017



9781119168416
October 2017




9781405180511
July 2009



9781118999325
August 2016



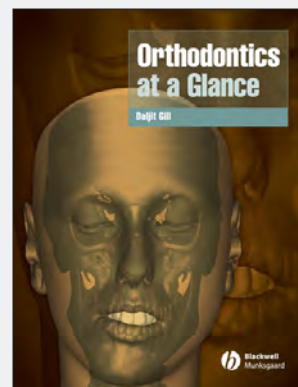
9781118597644
June 2015



9781118767436
August 2015



9781118684672
May 2015



9781405127882
May 2008

Speak to your Wiley sales representative today to order!

WILEY
Blackwell

Medical Student Survival Skills

The perfect tools for achieving clinical success



Portable
and concise

Companion website
with OSCE checklists


Figures and
illustrations

Lookup information
on the go

ABOUT THE SERIES:


Medical students encounter many challenges on their path to success, from managing their time, applying theory to practice, and passing exams. The **Medical Student Survival Skills** series helps medical students navigate core subjects of the curriculum, providing accessible, short reference guides for OSCE preparation and hospital placements.

Publishing April 2019
£22.99 / € 26.00 / \$32.50




These procedures range from basic body temperature and blood pressure measurements to more advanced arterial blood gas sampling and ophthalmoscopic techniques.

9781118870570 • 188 pages



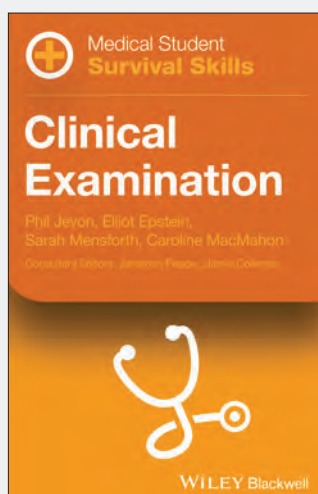
From initial introduction and identifying symptoms to essential patient communication skills and strategies for various situations.

9781118862681 • 224 pages




Manage patients in numerous acute care settings; such as tachypnoea, acute stroke, ketoacidosis, anaphylaxis and acute liver failure.

9781118902837 • 196 pages



Includes cardiovascular, respiratory, gastrointestinal and peripheral arterial and venous system exams.

9781118842010 • 160 pages



Includes atrial and ventricular fibrillation, myocardial infarction, and 12 lead ECG interpretation.

9781118818176 • 144 pages


Speak to your Wiley sales representative today to order!

WILEY Blackwell


Student Survival Skills Series



Concise, pocket-sized companions for student nurses on clinical placements or newly qualified nurses looking for a refresher



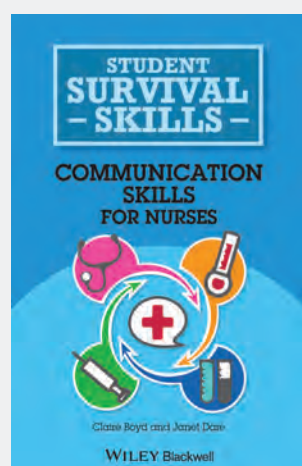
9781118657430
Paperback • October 2014
£10.99 / €12.50 / \$14.99




9781118657386
Paperback • December 2013
£10.99 / €12.50 / \$14.99




9781118448779
Paperback • April 2013
£10.99 / €12.50 / \$14.99



9781118767528
Paperback • October 2014
£10.99 / €12.50 / \$14.99



9781118448892
Paperback • April 2013
£10.99 / €12.50 / \$14.99



9781118448854
Paperback • April 2013
£10.99 / €12.50 / \$14.99



Calculation Skills for Nurses
Medicine Management Skills for Nurses
9781119194712
Paperback • August 2015
£17.99 / €20.40 / \$24.95

ORDER FORM

QTY	ISBN	Full title	£	€	\$	Pub date
	9781119194712	Calculation Skills & Medicine Management Skills Bundle	£17.99	€ 20.40	\$24.95	14/8/2015
	9781118448892	Calculation Skills for Nurses	£10.99	€ 12.50	\$14.99	12/4/2013
	9781118657386	Care Skills for Nurses	£10.99	€ 12.50	\$14.99	6/12/2013
	9781118448779	Clinical Skills for Nurses	£10.99	€ 12.50	\$14.99	19/4/2013
	9781118767528	Communication Skills for Nurses	£10.99	€ 12.50	\$14.99	10/10/2014
	9781118448854	Medicine Management Skills for Nurses	£10.99	€ 12.50	\$14.99	12/4/2013
	9781118657430	Study Skills for Nurses	£10.99	€ 12.50	\$14.99	10/10/2014

Speak to your Wiley sales representative today to order!

WILEY Blackwell

2018 BMA Medical Book Awards

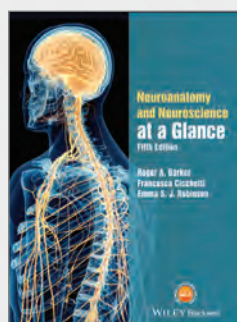


Medical book awards
Winner



Medical book awards
Highly commended

AT A GLANCE




First Prize in BMA Student Textbook Award

Highly Commended in Neurology

Neuroanatomy and
Neuroscience at a Glance,
5th Edition

*Roger A. Barker, Francesca Cicchetti,
Emma S. J. Robinson*



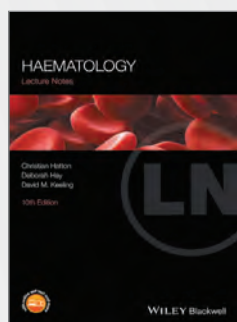
First Prize in BMA Young Authors Award

Highly Commended in Surgery

Pre-hospital Emergency
Medicine at a Glance

*William H. Seligman, Sameer Ganatra,
Timothy Parker, Syed Masud*

LECTURE NOTES



Highly Commended in Internal Medicine

Haematology Lecture Notes,
10th Edition

*Christian S. R. Hatton, Deborah Hay,
David M. Keeling*




Highly Commended in Public Health

Global Health Lecture Notes:
Issues, Challenges,
and Global Action

Elizabeth A. Armstrong-Mensah

ABC



Highly Commended in Basis of Medicine

ABC of Clinical Communication

Nicola Cooper, John Frain

Contact your Wiley sales rep for more information!

WILEY


Doody's Core Titles 2019

The Essential Collection for Medical Libraries

Trusted by librarians around the world, Doody's Core Titles in the Health Sciences is an excellent collection development tool for health science libraries. Representing the collective wisdom of over 200 medical librarians and content experts, it has a global reputation for providing objective, timely, authoritative reviews of medical books in 121 specialties across Clinical Medicine, Basic Science, Nursing, Dentistry, Allied Health and other related health disciplines.

Here is selection of Wiley titles featured in Doody's Core Titles 2019 available on Wiley Online Library.

NEWLY PUBLISHED TITLES




Practical Endocrinology and Diabetes in Children, 4th Edition ©2019

Print ISBN: 9781119386032
Online ISBN: 9781119386230

Practical Endocrinology and Diabetes in Children provides a practical, highly clinical, concise and up to date account of paediatric endocrinology and diabetes in a readable and user friendly format, acting as a concise and convenient companion to more extensive textbooks.

Available on
Wiley Online Library




Evidence-Based Gastroenterology and Hepatology, 4th Edition

Print ISBN: 9781119211389
Online ISBN: 9781119211419

Unique in its 100% evidence-based approach, *Evidence-Based Gastroenterology and Hepatology* is an essential tool for gastroenterologists of all levels to consult time and time again to improve the management of their patients.

Available on
Wiley Online Library

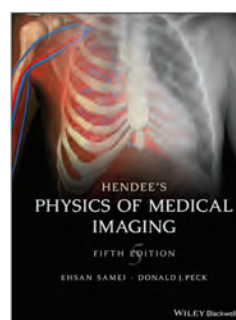


Understanding Medical Education: Evidence, Theory and Practice, 3rd edition

Print ISBN: 9781119373827
Online ISBN: 9781119373780

Created in partnership with the Association for the Study of Medical Education (ASME), this completely revised and updated new edition of *Understanding Medical Education* synthesizes the latest knowledge, evidence and best practice across the continuum of medical education.

Available on
Wiley Online Library




Hendee's Physics of Medical Imaging, 5th Edition

Print ISBN: 9780470552209
Online ISBN: 9781118671016

Comprehensive in scope, *Hendee's Medical Imaging Physics* contains coverage of all aspects of image formation in modern medical imaging modalities including radiography, fluoroscopy, computed tomography, nuclear imaging, magnetic resonance imaging, and ultrasound.

Available on
Wiley Online Library




Smith's Textbook of Endourology 2 Volume Set, 4th Edition

Print ISBN: 9781119241355
Online ISBN: 9781119245193

Edited by the father of endourology, Arthur Smith, *Smith's Textbook of Endourology* is the definitive reference book in the field, addressing every aspect of endourologic procedure including methods of access, operative techniques, complications, and postoperative care.

Available on
Wiley Online Library



Diseases of Swine, 11th Edition


Print ISBN: 9781119350859
Online ISBN: 9781119350927

Diseases of Swine covers a wide range of essential topics on swine production, health, and management, with contributions from more than 100 of the foremost international experts in the field. This revised edition makes the information easy to find and includes expanded information on welfare and behavior.

Available on
Wiley Online Library

WILEY


NEW TO DOODY'S CORE TITLES



Food Allergy: Adverse Reaction to Foods and Food Additives, 5th Edition

Print ISBN: 9780470672556
Online ISBN: 9781118744185


Available on
Wiley Online Library



Anesthesia for Congenital Heart Disease, 3rd Edition

Print ISBN: 9781118768259
Online ISBN: 9781118768341


Available on
Wiley Online Library



Cytogenetic Laboratory Management: Chromosomal, FISH, and Microarray-Based Best Practices and Procedures

Print ISBN: 9781119069744
Online ISBN: 9781119069782


Available on
Wiley Online Library



Dentist's Guide to Medical Conditions, Medications and Complications, 2nd edition

Print ISBN: 9781118313893
Online ISBN: 9781119421450

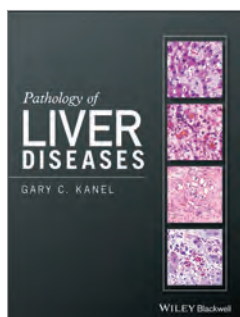
Available on
Wiley Online Library



Veterinary Epidemiology, 4th Edition

Print ISBN: 9781118280287
Online ISBN: 9781118280249


Available on
Wiley Online Library



Pathology of Liver Diseases

Print ISBN: 9781118895030
Online ISBN: 9781118894903

Available on
Wiley Online Library



The American Cancer Society's Oncology in Practice: Clinical Management

Print ISBN: 9781118517642
Online ISBN: 9781118592168


Available on
Wiley Online Library



Holland-Frei Cancer Medicine, 9th Edition

Print ISBN: 9781118934692
Online ISBN: 9781119000822

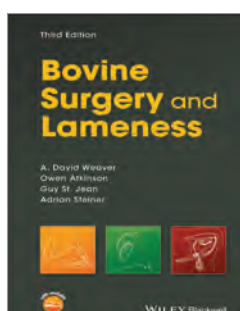
Available on
Wiley Online Library



The Wiley Handbook of Psychometric Testing: A Multidisciplinary Reference on Survey, Scale and Test Development - 2 Volume Set

Print ISBN: 9781118489833
Online ISBN: 9781118489772


Available on
Wiley Online Library



Bovine Surgery and Lameness, 3rd Edition

Print ISBN: 9781119040460
Online ISBN: 9781119333739


Available on
Wiley Online Library



Diseases of Poultry, 13th Edition

Print ISBN: 9780470958995
Online ISBN: 9781119421481

Available on
Wiley Online Library



Evidence-Based Psychotherapy: The State of the Science and Practice

Print ISBN: 9781118625521
Online ISBN: 9781119462996

Available on
Wiley Online Library

WILEY

FULL LIST OF WILEY TITLES FEATURED IN DOODY'S CORE TITLES 2019

New to 2019 List	Title	Copy-right Year	Author / Editor	Discipline	Print ISBN	Online ISBN
Yes	Food Allergy: Adverse Reaction to Foods and Food Additives, 5th Edition	2014	Metcalfe Dean D.	Health Sciences - Allergy/Clinical Immunology	9780470672556	9781118744185
Yes	How the Immune System Works, 6th Edition	2019	Sompayrac	Health Sciences - Allergy/Clinical Immunology	9781119542124	
	Immunology: A Short Course, 7th Edition	2015	Coico Richard	Health Sciences - Allergy/Clinical Immunology, Immunology	9781118396919	
	Roitt's Essential Immunology, 13th Edition	2017	Delves Peter J.	Health Sciences - Allergy/Clinical Immunology, Immunology	9781118415771	
	Fundamentals of Anatomy and Physiology for Nursing and Healthcare Students, 2nd Edition	2017	Peate Ian	Health Sciences - Anatomy/ Embryology, Nursing - Anatomy/ Physiology	9781119055525	
	Lecture Notes: Clinical Biochemistry, 10th Edition	2018	Walker	Health Sciences - Biochemistry	9781119248682	
Yes	Biostatistics: A Foundation for Analysis in the Health Sciences, 11th Edition	2018	Daniel Wayne W.	Health Sciences - Biostatistics	9781119282372	
	Methods and Applications of Statistics in Clinical Trials - 2 Volume Set	2014	Balakrishnan N.	Health Sciences - Biostatistics	9781118790786	Vol 1: 9781118596005 Vol 2: 9781118596333
	The Essentials of Biostatistics for Physicians, Nurses, and Clinicians	2011	Chernick Michael R.	Health Sciences - Biostatistics	9780470641859	9781118071953
Yes	Anesthesia for Congenital Heart Disease, 3rd Edition	2015	Andropoulos Dean B.	Health Sciences - Cardiac Surgery	9781118768259	9781118768341
	Manual of Perioperative Care in Adult Cardiac Surgery, 5th Edition	2011	Bojar Robert M.	Health Sciences - Cardiac Surgery, Nursing - Coronary Care	9781444331431	9781444325287
	Cardiac Pacing and ICDs, 6th Edition	2014	Ellenbogen	Health Sciences - Cardiology	9781118459515	9781118459553
	Interventional Cardiology: Principles and Practice, 2nd Edition	2017	Dangas George D.	Health Sciences - Cardiology	9781118976036	9781118983652
	Cytogenetic Abnormalities: Chromosomal, FISH, and Microarray-Based Clinical Reporting and Interpretation of Result	2014	Zneimer, S	Health Sciences - Clinical Genetics	9781118912492	9781118412602
Yes	Cytogenetic Laboratory Management: Chromosomal, FISH, and Microarray-Based Best Practices and Procedures	2017	Zneimer, S	Health Sciences - Clinical Genetics	9781119069744	9781119069782
	Handbook of Autism and Pervasive Developmental Disorders - 2 Volume Set, 4th Edition	2014	Volkmar Fred R.	Health Sciences - Clinical Psychology, Psychiatry,	9781118140680	9781118911389
Yes	Pre-hospital Emergency Medicine at a Glance	2016	Seligman W	Health Sciences - Critical Care	9781118829929	
	Clinical Periodontology and Implant Dentistry - 2 Volume Set, 6th Edition	2015	Lindhe Jan	Health Sciences - Dentistry	9780470672488	
Yes	Dentist's Guide to Medical Conditions, Medications and Complications, 2nd edition	2013	Ganda Kanchan	Health Sciences - Dentistry	9781118313893	9781119421450
	Emergency Medical Services: Clinical Practice and Systems Oversight - 2 Volume Set, 2nd Edition	2015	Cone David C.	Health Sciences - Emergency Medical Services	9781118865309	9781118990810
	Manual of Clinical Paramedic Procedures	2010	Gregory Pete	Health Sciences - Emergency Medical Services	9781405163552	
Yes	Practical Endocrinology and Diabetes in Children, 4th Edition	2019	Raine	Health Sciences - Endocrinology/ Metabolic Disease	9781119386032	9781119386230
	Managerial Epidemiology for Health Care Organizations, 3rd edition	2018	Fos, P	Health Sciences - Epidemiology	9781119398813	
	Methods in Social Epidemiology, 2nd edition	2017	Oakes, J	Health Sciences - Epidemiology	9781118505595	
	Practical Bioinformatics: A Beginners Guide for Students	2018	Mukhopadhyay	Health Sciences - Epidemiology	9781119244332	
Yes	Public Health and Epidemiology at a Glance, 2nd Edition	2016	Somerwille Margaret	Health Sciences - Epidemiology	9781118999325	
	Quantitative Methods for Health Research: A Practical Interactive Guide to Epidemiology and Statistics, 2nd edition	2018	Bruce, N	Health Sciences - Epidemiology	9781118665411	9781118665374
Yes	Veterinary Epidemiology, 4th Edition	2018	Thrusfield Michael	Health Sciences - Epidemiology	9781118280287	9781118280249
Yes	Evidence-Based Gastroenterology and Hepatology, 4th Edition	2019	McDonald	Health Sciences - Gastroenterology	9781119211389	9781119211419
	Morson and Dawson's Gastrointestinal Pathology, 5th Edition	2013	Shepherd Neil A.	Health Sciences - Gastroenterology	9781405199438	9781118399668
	Pancreatitis: Medical and Surgical Management	2017	Adams David B.	Health Sciences - Gastroenterology	9781118917121	9781118924907
	Schiff's Diseases of the Liver, 12th Edition	2018	Schiff Eugene R.	Health Sciences - Gastroenterology	9781119251224	9781119251316
	Yamada's Atlas of Gastroenterology, 5th Edition	2016	Podolsky Daniel K.	Health Sciences - Gastroenterology	9781118496435	9781118512104
	Yamada's Textbook of Gastroenterology - 2 Volume Set, 6th Edition	2016	Podolsky Daniel K.	Health Sciences - Gastroenterology	9781118512067	9781118512074

FULL LIST OF WILEY TITLES FEATURED IN DOODY'S CORE TITLES 2019

New to 2019 List	Title	Copy-right Year	Author / Editor	Discipline	Print ISBN	Online ISBN
	Inflammatory Bowel Diseases: A Clinician's Guide	2017	Ananthakrishnan Ashwin N.	Health Sciences - Gastroenterology, General Medicine	9781119077602	9781119077633
Yes	Pathology of Liver Diseases	2017	Kanel Gary C.	Health Sciences - Gastroenterology, General Medicine	9781118895030	9781118894903
	Analytics and Decision Support in Health Care Operations Management, 3rd edition	2017	Ozcan, Y	Health Sciences - Health Care Administration	9781119219811	
	Strategic Management of Health Care Organizations	2018	Ginter Peter M.	Health Sciences - Health Care Administration	9781119349709	
Yes	Health Care Information Systems: A Practical Approach for Health Care Management, 4th edition	2017	Wager, K	Health Sciences - Health Information Management	9781119337188	
	Health Information Management: Principles and Organization for Health Information Services, 6th edition	2017	Skurka, M	Health Sciences - Health Information Management	9781119151203	
Yes	Holland-Frei Cancer Medicine, 9th Edition	2017	Bast Robert C., Jr.	Health Sciences - Hematology/Oncology	9781118934692	9781119000822
	Textbook of Uncommon Cancer, 5th Edition	2017	Raghavan Derek	Health Sciences - Hematology/Oncology	9781119196204	9781119196235
Yes	The American Cancer Society's Oncology in Practice: Clinical Management	2018	The American Cancer Society	Health Sciences - Hematology/Oncology	9781118517642	9781118592168
	TNM Classification of Malignant Tumours, 8th edition	2018	Sobin, L	Health Sciences - Hematology/Oncology	9781119263579	9780471420194
	Rossi's Principles of Transfusion Medicine, 5th Edition	2016	Simon Toby L.	Health Sciences - Hematology/Oncology, Laboratory Medicine, Laboratory Technology	9781119012993	9781119013020
Yes	Medical Firsts: From Hippocrates to the Human Genome	2004	Adler Robert E.	Health Sciences - History of Medicine	9780471401759	
	Infection Prevention and Control at a Glance	2017	Weston Debbie	Health Sciences - Infectious Disease	9781118973554	
	Transfusion Medicine, 4th edition	2017	McCullough,	Health Sciences - Laboratory Medicine	9781119236542	9781119236504
	Variant Haemoglobins: A Guide to Identification	2010	Bain Barbara J.	Health Sciences - Laboratory Technology	9781405167154	9781444328318
	Searching Skills Toolkit: Finding the Evidence, 2nd Edition	2014	De Brun Caroline	Health Sciences - Library and Information Science	9781118463130	9781118463093
	ABC of Clinical Reasoning	2017	Cooper Nicola	Health Sciences - Medical Education & Informatics	9781119059080	
	How to Assess Students and Trainees in Medicine and Health	2013	Westwood Olwyn M.R.	Health Sciences - Medical Education & Informatics	9780470670897	
	How to Read a Paper: The Basics of Evidence-Based Medicine, 5th Edition	2014	Greenhalgh Trisha	Health Sciences - Medical Education & Informatics	9781118800966	
Yes	Understanding Medical Education: Evidence, Theory and Practice, 3rd edition	2019	Swanwick, T	Health Sciences - Medical Education & Informatics	9781119373827	9781119373780
Yes	Hendee's Physics of Medical Imaging, 5th Edition	2019	Hendee	Health Sciences - Medical Physics	9780470552209	9781118671016
	Medical Ethics, Law and Communication at a Glance	2017	Davey Patrick	Health Sciences - Medicolegal Issues	9780470670644	
	Psychopathy and Law: A Practitioner's Guide	2012	Hakkanen-Nyholm Helina	Health Sciences - Medicolegal Issues	9780470972380	9781119944980
	Cell and Molecular Biology: Concepts and Experiments, 8th edition	2016	Karp, G	Health Sciences - Molecular Biology	9781118886144	
	Nutrition: Science and Applications, 4th edition	2018	Smolin, L	Health Sciences - Nutrition	9781119087106	
	Public Health Nutrition, 2nd Edition	2017	Buttriss	Health Sciences - Nutrition	9781118660973	
	Agricultural Medicine: Rural Occupational and Environmental Health, Safety, and Prevention, 2nd Edition	2016	Donham Kelley J.	Health Sciences - Occupational and Environmental Medicine	9781118647202	9781118647356
	Environmental Health: From Global to Local, 3rd Edition	2016	Frumkin Howard	Health Sciences - Occupational and Environmental Medicine	9781118984765	
	Optical Devices in Ophthalmology and Optometry: Technology, Design Principles, and Clinical Applications	2014	Kaschke Michael	Health Sciences - Optometry	9783527410682	9783527648962
	Handbook of Clinical Pediatric Endocrinology, 2nd Edition	2012	Brook Charles G. D.	Health Sciences - Pediatrics	9780470657881	9781119968153
	Harper's Textbook of Pediatric Dermatology - 2 Volume Set, 3rd Edition	2011	Irvine Alan D.	Health Sciences - Pediatrics	9781405176958	9781444345384
	Managing the Diabetic Foot, 3rd Edition	2014	Edmonds Michael E.	Health Sciences - Podiatry	9780470655054	9781118898543
	Lishman's Organic Psychiatry: A Textbook of Neuropsychiatry, 4th Edition	2012	David Anthony S.	Health Sciences - Psychiatry	9780470675076	
	Principles and Practice of Geriatric Psychiatry, 3rd Edition	2011	Abou-Saleh Mohammed M.	Health Sciences - Psychiatry	9780470747230	9780470669600
	Adult Psychopathology and Diagnosis, 8th Edition	2018	Beidel	Health Sciences - Psychology, Clinical	9781119383604	

FULL LIST OF WILEY TITLES FEATURED IN DOODY'S CORE TITLES 2019

New to 2019 List	Title	Copy-right Year	Author / Editor	Discipline	Print ISBN	Online ISBN
Yes	The Wiley Handbook of Psychometric Testing: A Multidisciplinary Reference on Survey, Scale and Test Development - 2 Volume Set	2018	Irwing Paul	Health Sciences - Psychology, Clinical	9781118489833	9781118489772
	Health Promotion Programs: From Theory to Practice, 2nd Edition	2017	Fertman Carl I.	Health Sciences - Public Health	9781119163336	
	Clinical Radiation Oncology: Indications, Techniques, and Results, 3rd Edition	2017	Small William, Jr.	Health Sciences - Radiation Oncology	9780470905524	9781119341154
	Environmental Toxicants: Human Exposures and Their Health Effects, 3rd edition	2009	Lippmann Morton	Health Sciences - Toxicology	9780471793359	9780470442890
	Medical Toxicology of Natural Substances: Foods, Fungi, Medicinal Herbs, Plants, and Venomous Animals	2008	Barceloux Donald G.	Health Sciences - Toxicology	9780471727613	9780470330319
	Primer on Transplantation, 3rd Edition	2011	Hricik Donald	Health Sciences - Transplantation Surgery	9781405142670	9781444391770
Yes	Smith's Textbook of Endourology - 2 Volume Set, 4th Edition	2019	Smith, A	Health Sciences - Urology	9781119241355	9781119245193
	Haimovici's Vascular Surgery, 6th Edition	2012	Ascher Enrico	Health Sciences - Vascular Surgery	9781444330717	9781118481370
	Animal Physiotherapy: Assessment, Treatment and Rehabilitation of Animals, 2nd Edition	2016	McGowan Catherine	Health Sciences - Veterinary Medicine	9781118852323	
Yes	Bovine Surgery and Lameness, 3rd Edition	2018	Weaver A. David	Health Sciences - Veterinary Medicine	9781119040460	9781119333739
Yes	Diseases of Poultry, 13th Edition	2013	Swayne David E.	Health Sciences - Veterinary Medicine	9780470958995	9781119421481
Yes	Diseases of Swine, 11th Edition	2019	Zimmerman	Health Sciences - Veterinary Medicine	9781119350859	9781119350927
	Dukes' Physiology of Domestic Animals, 13th Edition	2015	Reece William O.	Health Sciences - Veterinary Medicine	9781118501399	
	Duncan and Prasse's Veterinary Laboratory Medicine: Clinical Pathology, 5th Edition	2011	Latimer Kenneth S.	Health Sciences - Veterinary Medicine	9780813820149	
	Plumb's Veterinary Drug Handbook	2018	Plumb Donald C.	Health Sciences - Veterinary Medicine	9781119344452	
Yes	Practical Guide to Canine and Feline Neurology, Third Edition	2016	Dewey Curtis W.	Health Sciences - Veterinary Medicine	9781119946113	
Yes	Schalm's Veterinary Hematology, 6th Edition	2010	Weiss Douglass J.	Health Sciences - Veterinary Medicine	9780813817989	
	Veterinary Anesthesia and Analgesia: The Fifth Edition of Lumb and Jones	2015	Grimm Kurt A.	Health Sciences - Veterinary Medicine	9781118526231	9781119421375
	Veterinary Hematology and Clinical Chemistry, 2nd Edition	2012	Thrall Mary Anna	Health Sciences - Veterinary Medicine	9780813810270	
	Veterinary Pharmacology and Therapeutics, 10th edition	2018	Riviere, J	Health Sciences - Veterinary Medicine	9781118855829	
	Community-Based Participatory Research for Health: From Process to Outcomes, 3rd edition	2018	Minkler, M	Nursing - Community Health	9781119258858	
	Fogoros' Electrophysiologic Testing, 6th Edition	2018	Fogoros Richard N.	Nursing - Coronary Care	9781119235804	9781119235767
Yes	Evidence-Based Psychotherapy: The State of the Science and Practice	2018	David Daniel	Nursing - Emergency Care	9781118625521	9781119462996
Yes	Managing the Long-Term Care Facility: Practical Approaches to Providing Quality Care	2016	Perley Rebecca	Nursing - Long Term Care	9781118654781	
	Care Planning in Children and Young People's Nursing	2012	Corkin Doris	Nursing - Pediatrics	9781405199285	9781118785324
	Ethical and Philosophical Aspects of Nursing Children and Young People	2011	Brykczynska Gosia M.	Nursing - Pediatrics	9781405194143	
	Manual of Perioperative Care: An Essential Guide	2012	Woodhead Kate	Nursing - Perioperative	9780470659182	9781118702734
Yes	Person-Centred Healthcare Research	2016	McCormack B	Nursing - Research	9781119099604	9781119099635